



Eleven students were signed into the first cohort of the Dallas FAME Program for Fall 2021. The cohort includes 2 incumbents and 9 high school graduates. Hiring Employers were Brill, CarrolCLEAN, Kraft Heinz, Packaging Corp of America, and Plastipak.

Board Briefing Materials

September 15, 2021

7:30 A.M.

WORKFORCESOLUTIONS
G R E A T E R D A L L A S

For more information: www.wfsdallas.com; 214-290-1000

Amended 9/10/2021

Call to Order & Introductions —Bill O’Dwyer, Chair

Public Comment

Declaration of Conflict of Interest

Chairman’s Comments and Introduction of New Board Director, Taura Collier

Report from Child Care Task Force

Discussion/Action

Consent Agenda

Action

- A. Review & Approval of August 18, 2021 minutes
- B. Contracts, Vendors, & Purchases
- C. Adoption of State/Federal Policy
- D. Endorsement of External Applications/Agreements

Means, Ends and Expectations

Discussion/Action

- A. Financial Analysis –Ashlee Verner, Chief Financial Officer
- B. Performance Analysis/Economic Snapshot– Richard Perez, Research Manager

Oversight & Contracts

Discussion/Action

- A. Contracts and Agreements – Demetria Robinson, Executive Vice President 

Closed Session with Attorney; Closed Meeting Pursuant to §551.071 Texas Open Meetings Act

General Discussion/Other Business

Adjourn

 **KEY ACTION**

Persons with disabilities who plan to attend this meeting and who may need auxiliary aids, services, or special accommodations, should contact Workforce Solutions Greater Dallas at 214-290-1000, two (2) working days prior to the meeting, so we can make appropriate arrangements.

Meetings are held on the published date and location, at 7:30 a.m.

2021 Full Board Convening Schedule	
2021 Dates	Agenda Action Highlights
*September 15, 2021	Review and Approval of Fiscal Year Contracts (Child Care, TANF, SNAP, etc.) Report Card on Career Schools
October 20, 2021	Annual Meeting, Annual Workforce Awards, Year-end Performance, and Ratification of Fiscal Year Contracts, Welcome Appointed and Re-Appointed Directors to the Board.

2022 Full Board Convening Schedule	
2022 Dates	Agenda Action Highlights
January 19, 2022	Auditor Engagement, Honoring Outgoing Directors, Strategic Overview and Demand Industries, Jobs and Careers for 2021
February 16, 2022	Budget Review and Approval
April 20, 2022	Procurements and Leases
May 18, 2022	Review and Approval of Annual Contracts for Adult Education/ESL and Workforce Grants
June 15, 2022	Review of Risk Management/Insurance Coverage
August 17, 2022	Presentation of the Audit
September 21, 2022	Review and Approval of Fiscal Year Contracts (Child Care, TANF, SNAP, etc.) Report Card on Career Schools
October 19, 2022	Annual Meeting, Annual Workforce Awards, Year-end Performance, and Ratification of Fiscal Year Contracts, Welcome Appointed and Re-Appointed Directors to the Board.

*Ross Towers Conference Center, 500 North Akard Street, Lower Level, Suite B30, Dallas, Texas 75201, for video conference information, please RSVP: rsvpbodmeeting@wfsdallas.com

Finance Committee and Child Care Task Force meeting dates for 2022 are pending.

2021 Child Care Task Force Convening Schedule - all dates 1 – 2:30 p.m.

September 21, 2021	Year-end Quality Conversation
---------------------------	-------------------------------

Child Care Task Force: Chair Susan Hoff, Alan Cohen, Bessie Gray, Dr. Stephanie Knight, and Ken Malcolmson

BOARD OF DIRECTORS

*Officers: Bill O'Dwyer, MIINC Mechanical, Chair
Michelle R. Thomas, JPMorgan Chase, Vice Chair
Carter Holston, NEC Corp. of America, Treasurer
Ellen Torbert, Southwest Airlines, Past Chair*

*Laurie Bouillion Larrea, President
Connie Rash, Secretary*

*Rebecca Acuña, PepsiCo
J. Susie Upshaw Battie, American Federation of Teachers
Mollie F. Belt, The Dallas Examiner
Joanne Caruso, Jacobs
Alan Cohen, Child Poverty Action Lab
Cristina Criado, Criado and Associates
Rolinda Duran, Texas Workforce Solutions, Vocational Rehabilitation Services
Kevin Faulkner, Texas Workforce Commission
Lewis E. Fulbright, Dallas AFL-CIO
Bessie Gray, Texas Instruments
Magda Hernandez, Irving ISD
Susan Hoff, United Way of Metropolitan Dallas
Dr. Stephanie Knight, SMU
Ken S. Malcolmson, North Dallas Chamber of Commerce
Dr. Joe May, Dallas College
Daniel J. Micciche, Akin Gump
Jason Oliver, AT&T
Miguel Solis, The Commit Partnership
Private Sector Vacancy
Private Sector Vacancy*

New Board Director



**Taura Collier,
Health and Human Services**

Taura is currently the Eligibility Operations Program Manager for Texas Works with the Access and Eligibility department at HHSC. In this role, she and her team provide a structured and intentional approach to the eligibility process, and offer tools to help staff determine eligibility effectively, with the goal of optimizing positive performance, and increasing accuracy during the eligibility determination process.

Previously, she began her career with the State in the DADS department at HHSC (currently known as CCSE) as an Intake Screener, and later became a Texas Works Hospital Based Worker where she determined eligibility for State and federally funded benefits at various HHSC contracted hospitals. She later entered into management, where she served as a Texas Works Field Office Advisor III and Unit Supervisor for several offices. Taura has participated in various HHSC pilot programs across the Region.

Taura attended college at Stephen F. Austin State University where she studied Political Science, and currently attends Western Governor's University Academy where she's currently studying to get her 4-year degree in Business Administration Management.

Taura currently lives in Dallas with her husband and enjoys spending time with family and friends. Taura has a passion for influencing and developing future leaders and hopes to start her own business someday, where she can help others reach their full potential in accomplishing their career goals.

Taskforce Members Attending:

Susan Hoff, Chair
 Alan Cohen
 Stephanie Knight
 Ken Malcolmson

Staff Attending:

Laurie Bouillion Larrea, President
 Demetria Robinson, Executive Vice President
 Connie Rash, Senior Vice President

Invited Guests:

Tori Mannes, ChildCareGroup
 Shari Anderson, ChildCareGroup
 Rhonda Rakow, ChildCareGroup

Meeting was called to order at 1:00 p.m. by the Taskforce Chair – Susan Hoff at United Way of Metropolitan Dallas.

I. Welcome and Introductions

II. Child Care Updates

- Discussion about the child care industry and a sustainable living wage – workforce challenges; priority service category for child care workers; and higher wages in the industry.
- COVID-19 Related Funding and Activities *(chart provided by Texas Workforce Commission)*

CARES Act H.R. 748, the Coronavirus Aid, Relief, and Economic Security Act (March 2020) CCDF-ACF-IM-2020-01	\$371,663,374 Discretionary CCDBG Funds	Funding must be obligated by September 30, 2022 and expended by September 30, 2023.
CRRSA H.R. 133, the Coronavirus Response and Relief Supplemental Appropriations Act (December 2020) CCDF-ACF-IM-2021-01	\$1,135,758,591 Discretionary CCDBG Funds	Funding must be obligated by September 30, 2022 and expended by September 30, 2023
ARPA H.R. 1319, the American Rescue Plan Act (March 2021) CCDF-ACF-IM-2021-03	\$1,703,369,713 Discretionary CCDBG Funds	Funding must be obligated by September 30, 2023 and expended by September 30, 2024.
ARPA H.R. 1319, the American Rescue Plan Act (March 2021) CCDF-ACF-IM-2021-02	\$2,724,368,837 Stabilization Funds for Child Care Programs	Funding must be obligated by September 30, 2022 and expended by September 30, 2023.

- Child Care Legislative Implementation
 Four key child care bills from the 87th legislation session that passed. TWC will be leading the charge of implementing the bills and will provide updates as we receive them ([HB 619](#); [SB 1555](#); [HB 1792](#); [HB 2607](#))

- Texas Rising Star Revision Status Report
 - Revised the TRS evaluation criteria from 5 categories to 4; and changed the scoring weight increasing category 2 Teacher-child interactions to 40%.
 - Changes in impacts of Minimum Standards deficiencies when cited; reducing star level will not be required as often. Certain deficiencies will require probation first, then star level reduction if cited again within 6 month period. Financial impact reduced.
 - Requirement for director to enroll in the Texas Workforce Registry; staff enrollment strongly encouraged. Eventually will be required and registry information can be used to automatically score some components of director/staff qualifications instead of having to review records.
 - Nationally Accredited programs no longer receive automatic 4 star rating; must be assessed for categories 2 and 4 (teacher-child interactions and environments)
 - Category 2 (interactions) expanded to include instructional formats for approaches to learning
 - Category 3 changed to Program Administration measures: includes Family Education and Involvement (in previous TRS)
 - Added Program Management – not in previous TRS but aligns with national accreditation standards
 - New requirements to help create and ensure consistency across the state
 - TRS Assessors must complete a training and certification process in order to complete assessments, and must participate in quarterly
 - Mentors must complete online training and participate in monthly Communities of Learning & Practice sessions

- FY2022 Child Care Allocations

FY2022 child care allocation increased 7.9% receiving approximately \$6.5M more than FY2021. Carried forward funding for FY2022 includes: \$2.8M is from North Central Workforce Board and \$12.5M that the Board approved in June to reduce our FY2021 allocation. FY2022 total allocation for CCF, CCM and Quality just over \$105M. Total does not include any additional COVID funding.

New initiatives impacting Boards (***outside our normal eligibility process***):

1. Service Industry Recovery Child Care - \$500 million
 - Board Distribution - \$55,146,077
2. Texas Rising Star Supports - \$30 million
 - Board Distribution - \$3,308,785
 - Allowable uses of the funds specified in the Discussion Paper
 - Boards will need to submit a Plan, for review/approval, to TWC
3. Texas Rising Star Contracted Slots - \$20 million
 - Board Application - Boards wishing to implement contracts slots may apply for these funds to serve additional children
4. Development of New Early Childhood Apprenticeship Programs - \$3 million
 - Competitive application

III. New Assignments/Next Steps

- Report child care survey data - ChildCareGroup

IV. General Discussion & Other Business

Meeting Adjourned at 2:30 p.m.

Consent Item – A
Review and Approval of Meeting Minutes, August 18, 2021

Directors Present	Directors Present (cont'd)	Directors Absent
Rebecca Acuna	Dr. Stephanie Knight	Richard Collins
J. Susie Upshaw Battie	Ken Malcolmson	Holly Crowder
Mollie F. Belt	Dr. Joe May	Cristina Criado
Joanne Caruso	Bill O'Dwyer, Chair	Bessie Gray
Alan Cohen	Miguel Solis	Magda Hernandez
Rolinda Duran	Michelle R. Thomas, Vice Chair	Daniel Micciche
Kevin Faulkner	Ellen Torbert, Past Chair	Jason Oliver
Lewis Fulbright		
Carter Holston, Treasurer		
Susan Hoff		

MINUTES

Call To Order/Welcome

Chair Bill O'Dwyer called the Board of Directors' meeting to order at 7:32 a.m. and welcomed everyone in attendance. A quorum was present.

Public Comment – None

Declaration of Conflict of Interest

Chair Bill O'Dwyer asked for Board of Directors' Declaration of Conflict of Interest on any of the Action Items. The following directors indicated declaration: Rolinda Duran and Kevin Faulkner (TWC and any state matters), Rebecca Acuna (ChildCareGroup), Dr. Joe May (Dallas College), and Daniel Micciche (DISD).

Closed Session with Attorney; Closed Meeting Pursuant to §551.071 Texas Open Meetings Act - None

Introduction of New Board Director, Miguel Solis

Chairman Comments – Bill O'Dwyer thanked everyone for their attendance and welcomed Miguel Solis to the Board of Directors. Mr. Solis mentioned he is the Special Project Consultant for The Commit Partnership was looking forward to working on the Board.

Consent Agenda

A. Review & Approval of June 16, 2021 minutes

B. Contracts and Purchases -

Texas Rising Star (TRS) Assessor Services Payment Structure

In April, Staff requested a modification to the Texas Rising Star Assessor Services Payment Structure to include a mechanism to compensate the Assessors for the newly required certification. As previously discussed, The Texas Rising Star program final rules and updated guidelines became effective January 25, 2021. The changes required the TRS Assessors meet the minimum education requirements established by the Texas Workforce Commission (TWC) and to successfully complete the Texas Rising Star Certification course to demonstrate mastery of the TRS certification criteria. Since implementation, there have been several changes to the process and that have had a direct effect on the dedicated time to complete each module.

WFSDallas maintains a Vendor's List of approved contracted TRS Assessors to assist us in certifying and recertifying childcare providers as TRS quality providers that cover Dallas, Tarrant and North Central Texas workforce board areas. The contracted Assessors provide these services on an as needed basis.

It was recommended that the Board authorize amending the existing TRS Assessor Services Payment Structure adding the one-time payment of \$3,500 to Assessors upon successful completion of the Texas Rising Star Certification, effective October 1, 2021

C. Adoption of State/Federal Policy

Current Policy #	Policy Title	State/Federal Policy Amendment	Action
CM0413, Ch. 1	Quality Assurance Guidelines	WD Letter 21-16, Change 3 Requirements for Reporting and Fact-finding for Suspected Fraud, Waste, Theft, Program Abuse Cases and	CM0413, Ch. 2 will add language from WD Letter, 21-16, Ch. 3.

		Recovery of Improper Payments – Update.	
COVID-19 NDW	Disaster Recovery National Dislocated Worker Grant	COVID-19 Recovery Q&A	COVID-19 NDW, Ch. 1 will remove references to the COVID-19 operational guide and replace with COVID-19 Recovery Q&A

It was recommended that the Board authorize the approval of policies.

D. Endorsement of External Grants

Two new TWC Grants were highlighted in the board packet. The remainder of the grants listed were presented earlier.

It was recommended w the Board give authorization to approve grant applications as presented in the board packet.

Ken Malcolmson made the motion to accept the above Consent Agenda recommendations. The motion passed with Michelle Thomas seconding. Abstentions as noted above.

Means, Ends and Expectations

A. Financial Analysis – Rowena Ho, Accounting Manager, referenced page 13 of the board packet and briefed the board directors on the WIOA June 2021 Detail Expenditure Report.

B. Performance Analysis

Richard Perez, Research Manager, referenced page 17 of the board packet and briefed the Directors on the MPR Final Release for June 2021. WIOA Adult Q4 is not meeting this month. WIOA Adult Q4 Entered Employment is not meeting this month. WIOA Adult Q2 Entered Employment dropped slightly to 83.57%, last month it was not meeting at 83.71%. WIOA Dislocated Worker Q2 Entered Employment decreased to 85.79% it was 86.69% last month. WIOA C&T Q2 Entered Employment increased slightly to 92.47%, must reach 95% to meet. WIOA Youth Earnings increased to 88.42% last month it was at 80.94%.

C. Employer Engagement & Economic Snapshot/Historical – Mr. Perez referenced page 21 of the board packet and continued briefing the Directors on Dallas County’s August Unemployment Rate of 6.4% which is up 0.6 percent from May 2021. Dallas County Active UI Claimants for March to June 2021 was 145,608. As of June 27 2021 – August 1, 2021 the UI Claimants has lowered to 38,970. Mr. Perez referenced page 22 stating at the peak of the pandemic, Dallas Count lost approximately 206,000 plus jobs. Since then, job figures have climbed back up to 97.8% of their pre-pandemic levels.

Mr. Perez also briefed the Directors on the TWC Initiative, Metrix Online Learning Platform.

Finance Committee Report

Committee Members Attending: Carter Holston, WFSDallas Board Treasurer and Committee Chair, Dan Micciche, Committee Member and Jason Oliver, Committee Member

Guests Attending: Kevin Smith, CPA, Partner with Crowe LLP and Michelle Buss, Manager with Crowe LLP

Staff Attending: Laurie Bouillion Larrea, President, Ashlee Verner, CFO, Connie Rash, Senior Vice President and Board Secretary, Rowena Ho, Accounting Manager

Meeting was called to order at 9:04 a.m. by the **Board Treasurer and Committee Chair, Carter Holston.**

I. Acceptance of 2020 Audit

Crowe LLP representative Kevin Smith, Audit Partner, and Michelle Buss, Audit Manager, attended. Crowe LLP completed our 2020 Annual Audit and presented the report to the committee noting the following:

- Unmodified opinion
- No significant deficiencies nor material weaknesses
- No findings nor questioned costs

The Committee participated in discussions with the auditors and recommends the report for Board acceptance.

II. Banking Relationship

Ashlee Verner, CFO, briefed the committee regarding the recent news that our banking institution, Comerica, is exiting the municipalities business. As a quasi-governmental and nonprofit entity, WFSDallas’ funds must be collateralized above FDIC insurance; thus, placing them in the municipalities business. WFS Dallas must procure a new banking relationship that includes collateralization. Staff would value the input of our Board and auditors, as we approach this change.

III. Ratification of Insurance Policies

The Committee reviewed the renewal of Annual Insurance Policies in accordance with our Risk Management and recommended ratification. Meeting concluded at 9:40 a.m.

It was recommended that the Board of Directors accept the Finance Committee’s recommendation to approve the annual audit for Fiscal Year 2020 and ratify the renewal of risk management coverage (insurance policies).

Carter Holston made the motion to approve the annual audit for Fiscal Year 2020. The motion passed with Ken Malcolmson seconding.

Oversight & Contracts

A. Contracts and Agreements

1. FY2021 ChildCareGroup (Child Care Assistance Services) Contract Amendment - provides management and operations of the child care subsidy program, as well as quality activities in Dallas County. Staff requested to amend ChildCareGroup's existing contract as follows:

- On June 29, 2021, the Texas Workforce Commission's (TWC) three-member Commission (Commission) approved \$500 million to support a new COVID-19 Service Industry Recovery (SIR) child care program to help low-wage workers in TWC-specified service industries to address the impacts of COVID-19 and to support Texas' continued economic recovery. To qualify for SIR child care, at least one parent must be currently employed or entering employment in one of the following TWC-specified service industries: Arts, Entertainment, and Recreation; Accommodation and Food Services; or Retail Trade. **WFSDallas is slated to receive \$55,146,077.** TWC has indicated that 10% of the SIR child care funding will be distributed through the Board's BCY'21 child care formula grant and the remaining funds beginning October 1, 2021, but funds have not been received from TWC at this time. Staff is requesting to award the SIR child care funding along with the associated performance target contingent upon receipt of the grant from TWC.
- In June, staff requested to add Workforce Innovation and Opportunity Act (WIOA) funding to CCG's contract to assist disconnected youth and dislocated workers in returning to work by offering child care assistance to eligible WIOA participants. Shortly after Board approval, TWC passed a waiver to a rule to allow unemployed individuals to enroll in the child care subsidy program. This change assists jobseekers who are actively looking for work, allowing them up to 3 months of child care assistance without a copay until a job is found. With this announcement, parents participating in WIOA and actively seeking work are now eligible for child care through the child care formula funds. Therefore, staff is requesting to reduce the WIOA funding awarded to CCG in the amount of \$800,000 to \$32,300 based on the current enrollment and the waiver now in place.

It was recommended that the Board give authorization to amend ChildCareGroup's existing FY2021 contract with the Service Industry Recovery funds contingent upon receipt of the grant from TWC; and de-obligate \$767,700 in WIOA funds as presented above.

Susan Hoff made the motion to accept the above recommendation. The motion passed with Ellen Torbert seconding and one abstention - Rebecca Acuna.

2. Youth System Services Contracts

Workforce Innovation and Opportunity Act (WIOA) Youth contracts are currently aligned to the fiscal year (October 1st – September 30th) cycle. However, WIOA grant funding is provided on a program year (July 1st – June 30th) basis. Youth system services programs (Equus Workforce Solutions, Dallas College and Gulf Coast Trades Center) should be returned to contracts commensurate with the grant life to avoid any lapse in performance or funding. The 2019 -2021 grant ended June 30th. As result, staff is requesting to de-obligate unspent funds at June 30th; and reset the youth contracts to align with the grant program year effective July 1, 2021 through June 30, 2022. We are proposing annual funding that is similar to prior 12 month expenditures year as follows:

Youth System Services Contracts	FY2021 De-obligate Unspent Youth funds at June 30, 2021	PY2021-2022 Proposed Contract Budget July 1, 2021 – June 30, 2022
Equus Workforce Solutions	\$3,500,000	\$3,000,000
Dallas College	\$1,330,000	\$ 265,000
Gulf Coast Trades Center	\$ 99,000	\$ 25,000

It was recommended that the Board give authorization to de-obligate the unspent Youth funds from Equus Workforce Solutions, Dallas College, and Gulf Coast Trades Centers contracts at June 30, 2021; and reset new contracts with the amounts not to exceed as presented above for FY2021-2022 Proposed WIOA Youth contract budget, effective July 1, 2021.

Rebecca Acuna made the motion to accept the above recommendation. The motion passed with Ken Malcolmson seconding and one abstention – Dr. Joe May.

B. OVERSIGHT, POLICY AND PROCUREMENT

1. Transfer Designation Request

In June, WFSDallas received Board approval for a transfer designation from WIOA Dislocated Worker to WIOA Adult totaling \$600,000 to provide opportunities for both the unemployed and unskilled adult populations. Upon further fiscal review and discussion with their contractor, the board do not need to transfer \$600,000 and requested to reverse the transaction to accommodate customer needs.

2. Procurement

Procurement of Copiers

Request for Quotations Copiers (purchase or lease) was issued on 7/15/2021, amended on 7/30/2021 with a due date of 8/10/2021. Four proposals were received from Cannon Solutions America, Inc., Novatech Inc., Toshiba Business Solutions, and Xerox Business Solutions Southwest.

It was recommended that the Board give authorization to lease copiers/printers and maintenance services with the highest scoring proposal, **Xerox Business Solutions Southwest**, for an amount not to exceed \$370,000 for 36 months pending successful negotiations. In the event negotiations are unsuccessful, board authorization to negotiate with the second scoring proposal, **Novatech, Inc.**

Other procurements

WFSDDallas has an open procurement for Technology due back on August 19th, as well as other pending procurements. Considering the COVID-19 issues and the current requirement for in-person meetings effective September 1, the board will need authorization to move forward with procurement selection and contract negotiation, following a thorough review from evaluators. The recommendation will be presented at the next available board meeting that constitutes a quorum (either for action or ratification). The existing agreement expires September 30th.

It was recommended that the Board give authorization to complete procurement, negotiate and contract to meet the October 1 requirements. In addition, we request board action to authorize the President to take additional actions regarding contracts, policies and re-contracting issues for WIOA, child care, child care quality, adult education & literacy, and other workforce funding streams, as appropriate prior to October 1. Procurement and other critical issues will be presented for action or ratification at the next board meeting where a quorum is present.

3. Policy

Texas Workforce Commission has added a new WD Letter 13-21 to provide flexibility to cover child care while searching for work. The majority of the WD letter has no local flexibility and will be adopted as local policy. Current rule indicates that if the parent is seeking employment or engaging in job search and hasn't found employment after three months then child care will end. Boards can decide to extend an initial job search for a maximum of 30 calendar days beyond the initial three months to ensure continuity of care and completion of eligibility paperwork.

It was recommended that the Board give authorization to adopt the policy following state guidance with the addition of 30 days to determine eligibility (consistent with current Board policy), to the initial three months.

Ellen Torbert made the motion to accept the above three recommendations. The motion passed with Lewis Fulbright seconding and two abstentions – Rolinda Duran and Kevin Faulkner.

Quality Assurance and Oversight

President, Laurie Bouillion Larrea referenced page 27 of the board packet and mentioned that Board staff continues to work with TWC to remove the Corrective Action Plan (CAP) for the SNAP (food stamp program). Also, the Board continues to work closely with the contract to remedy documentation issues, as verified by our independent monitor.

President's Briefing

Real Estate Broker

The board continues to work on the procurement of a real estate broker including virtual interviews last Wednesday. The two bidders are **Jones, Lang LaSalle Brokerage, Inc., and CBRE, Inc.** Both providers are excellent and put forth exemplary presentations. Both entities have worked with us in our leasing needs and would be welcome in this important business service.

It was recommended that the Board give authorization for the President **to divide the portfolio among the two bidders**. Jones, Lang LaSalle Brokerage, Inc. to identify and negotiate new leases, beginning immediately with the relocation of the Garland Workforce Center for February 2022. CBRE, Inc. to manage existing leases for extensions with CitySquare Opportunity Center and Preston at Alpha locations. If the Brokers are amenable to this arrangement, the board will review the situation as it benefits our company after one year.

Leases/Technology/Virtual Presence –

Leases –The Board has an opportunity to retain space in the DISD old Arcadia Park Elementary School Building where they have operated Adult Education and ESL over the past few years. They are offering an extension to the entire structure, approximately 25,000 sq. ft. facility in west Dallas near Cockrell Hill. The Board could use the facility for special events, additional workforce center space in west Dallas and continue to offer some AEL services. The proposed increase of 5% places the annual rent at \$119,700 (increase of \$5700), under \$5.00 per sq. ft. The lease includes WI-FI and janitorial.

It was recommended that the Board give authorization to sign a one-year lease extension at the new rate.

In February 2022, the Board's long-held Garland Workforce Center at 217 N. Tenth St., Garland, Texas 75040 will be auctioned off by the state. The facility (7,546 sq. ft.) has been a huge advantage to us for a very low price of up to \$10K per year in potential use fees. Over the years the board have invested in the property by adding a new roof, paving the parking lot and HVAC replacement. TWC paid a portion of all improvements. In the most recent years, rent has been waived, and most structural issues have held. The Board will be leasing far more space to accommodate staff and the Vocational Rehabilitation staff that will join us in a new location. It means an increase in operating costs, but a large portion will be subsidized by TWC Vocational Rehabilitation Services. Our new real estate broker's first task is to locate that building for our future growth.

Technology - TWC Report on our Technology and Security – will require a special called meeting with our attorney to discuss this highly confidential report and plan for next steps. This will include a budget for the improvements recommended by the board and WFSDallas' technology team.

Virtual Presence - With the changes to the board's timeline for youth contracts, the board request to refresh and rebrand their youth system of services. The deobligation of contracted funds and the increased funding for the coming year requires the board to be innovative and inclusive. The board propose funding the existing contractors in proportion to their prior year service, and procuring additional partner programs. **All would be included on a landing page titled "Opportunity Youth Dallas" hosted by Workforce Solutions Greater Dallas.** The board will strive to add partners that are funded by the Board, and partner initiatives that are complimentary and fully vetted.

Incorporation of Additional Federal Holiday

Regular, full-time employees are entitled to the following holidays with pay:

<u>HOLIDAY</u>	<u>DATE</u>
New Year's Day	January 1
Martin Luther King Day	Third Monday in January
President's Day	Third Monday in February
Memorial Day	Last Monday in May
Juneteenth	June 19
Independence Day	July 4
Labor Day	First Monday in September
Veteran's Day	November 11
Thanksgiving	Fourth Thursday in November and following Friday
Christmas	December 24, 25, 26

*Columbus Day is not recommended for addition.

It was recommend the Board give authorization to adopt the two additional holidays and amend the Personnel Handbook to include Juneteenth and Veteran's Day.

Dr. Stephanie Knight made the motion to accept the above three recommendations. The motion passed with Ellen Torbert seconding and two abstentions – Rolinda Duran and Kevin Faulkner.

COVID-19 Response - Discussion

General Discussion/Other Business – None

Adjourn at 9:15 a.m.

Consent Agenda – Item B
Contracts, Vendors & Purchases

Texas Rising Star Assessor Services

On August 26, 2021, Workforce Solutions Greater Dallas released a Request for Qualifications (RFQ) for Texas Rising Star (TRS) Assessor Services procurement. This is an open procurement with multiple response deadlines: September 7, 2021, October 5, 2021, and January 6, 2022. The RFQ solicits additional qualified professionals to provide assessor services to current TRS programs and to early learning programs who may be seeking TRS certification. Dallas, North Central Texas and Tarrant workforce boards participate in this procurement process, with respondents available to serve all sixteen (16) counties.

WFSDallas received four (4) responsive proposals to the RFQ, with one (1) proposal deemed non-responsive. Proposals were competitively reviewed and scored based on the criteria in the RFQ. The following vendors are recommended to be added to the Vendors' List: Chirell Enterprise LLC, Carolyn Callahan, Jennifer Livas, and Karrie Funston.

The payment structure for the Texas Rising Star Assessor Services indicated below:

Facility Classrooms	Formal Assessment / Recertification	Monitoring Visit	<i>Virtual</i> Formal Assessment / Recertification	<i>Virtual</i> Monitoring Visit	Board Approved Meetings	TRS Assessor Certification
1-5 Classrooms	\$ 700.00	\$ 500.00	\$ 600.00	\$ 400.00		
6-10 Classrooms	\$ 900.00	\$ 600.00	\$ 800.00	\$ 500.00		
11-15 Classrooms	\$ 1,050.00	\$ 700.00	\$ 950.00	\$ 600.00		
16+ Classrooms	\$ 1,200.00	\$ 800.00	\$ 1,100.00	\$ 700.00		
					\$ 50.00	
						\$ 3,500.00

RECOMMENDATION: Board authorization to add Vendors presented above to the Vendors' List for Texas Rising Star Assessor Services, utilizing the payment schedule above, pending proof of insurance and background checks.

FY2022 Local Match Agreements

Each year, Boards are required to secure match funds from local partners to receive federal funding for child care direct care services. The 2022 fiscal year total amount of local match required to access the federal child care funds is \$4,504,956. Staff has secured \$3,300,000 at this time and requests ratification of the agreements with each of the local match partners listed below. Our efforts continue to secure the remaining match amount of \$1,204,956 to meet our match requirement by January 31, 2022. We will bring new partnership agreements and/or amendments to existing partners back for ratification in October. The table below represents the total amount of local match funds secured from the listed partners:

Local Match Partners	Local Amount	Federal Amount
Dallas ISD	\$1,100,000	\$2,200,000
Richardson ISD	\$1,000,000	\$2,000,000
Irving ISD	\$ 350,000	\$ 700,000
Dallas College	\$ 850,000	\$1,700,000
Total	\$3,300,000	\$6,600,000

RECOMMENDATION: Board authorization to accept the contribution for the Local Match agreements, as specified above and as part of the CCG FY2022 contract to provide direct care to eligible children.

Training Vendor Performance by Program

Entered Employment Q2 and Median Earnings Q2 are WIOA Customers that exited training programs between July 2019 - June 2020

Credential Rate are WIOA Customers that exited training programs January 2019 and December 2019

	Entered Employment Numerator	Entered Employment Denominator	%	Obtained Credential Numerator	Obtained Credential Denominator	%	Mean Quarterly Earnings
Indicates Missing Performance Measure.							
WFSDallas performance indicators			75%			75%	\$5,300
Healthcare							
Alpha Medical Institute - MEDICAL ASSISTANT	1	1	100.00%	0	1	0.00%	\$ 4,715.00
Alpha Medical Institute - MEDICAL BILLING & CODING TECHNICIAN	7	12	58.33%	8	10	80.00%	\$ 11,784.00
Arlington Career Institute - Medical Assistant	0	1	0.00%	1	1	100.00%	\$ -
Arlington Career Institute - Medical Office Specialist	1	1	100.00%	1	1	100.00%	\$ 6,981.00
Asher College - Health Information Specialist	3	7	42.86%	7	7	100.00%	\$ 7,607.00
Asher College - Medical Records Specialist	1	2	50.00%	2	2	100.00%	\$ 5,786.00
Asher College - Pharmacy Technician	2	2	100.00%	2	2	100.00%	\$ 3,831.00
CCI Training Center, Inc. - Health Information Specialist	6	6	100.00%	5	8	62.50%	\$ 6,463.00
CCI Training Center, Inc. - Pharmacy Tech & Lab Procedures	6	8	75.00%	4	5	80.00%	\$ 7,807.00
Ce Global Health Education Network Inc - Dental Assisting	1	1	100.00%	1	1	100.00%	\$ 5,130.00
Ce Global Health Education Network Inc - Medical Assistant	1	1	100.00%	1	1	100.00%	\$ 375.00
Ce Global Health Education Network Inc - Phlebotomy Technician	1	1	100.00%	1	1	100.00%	\$ 828.00
College of Health Care Professions, The - Medical Coding & Billing	3	4	75.00%	0	1	0.00%	\$ 7,907.00
Compass Military Services - Emergency Medical Technician & Paramedic Apprenticeship	2	3	66.67%	0	3	0.00%	\$ 5,621.00
Concorde Career College - Medical Assistant	1	1	100.00%	0	1	0.00%	\$ 4,355.00
Dallas Career Institute - Pharmacy Technician Program	1	1	100.00%	1	1	100.00%	\$ 4,092.00
IDTC Career Center - Dental Assistant	4	8	50.00%	9	9	100.00%	\$ 4,901.00
IDTC Career Center - Medical Assistant	3	3	100.00%	2	3	66.67%	\$ 8,342.00
IDTC Career Center - Medical Coding & Billing	7	8	87.50%	7	8	87.50%	\$ 4,806.00
IDTC Career Center - Phlebotomy Technician	6	10	60.00%	14	15	93.33%	\$ 4,487.00
iMed Health Training Center - Health Information Technology	3	3	100.00%	2	3	66.67%	\$ 5,511.00
iMed Health Training Center - Medical Assistant w/Phlebotomy Technician	3	5	60.00%	2	5	40.00%	\$ 3,416.00
iMed Health Training Center - Medical Billing and Coding	18	24	75.00%	19	26	73.08%	\$ 6,748.00
iMed Health Training Center - Pharmacy Technician	3	4	75.00%	1	2	50.00%	\$ 2,424.00
ImPowerQ Associates - Heroes to Healthcare	0	1	0.00%	1	1	100.00%	\$ 112.00
Joshua Career Institute - Healthcare Technician	1	1	100.00%	1	2	50.00%	\$ 3,765.00
Joshua Career Institute - Medical Record Technician (On-Line)	4	4	100.00%	4	4	100.00%	\$ 7,469.00
Medical and Dental School of Dallas - Dental Assistant	1	1	100.00%	0	1	0.00%	\$ 2,619.00
Medical and Dental School of Dallas - Medical Assisting	2	2	100.00%	1	2	50.00%	\$ 5,469.00
NDS Dental Assistant School - Dental Assisting	4	4	100.00%	2	4	50.00%	\$ 5,048.00
New Horizons Consumer Learning Centers of Houston LLC - Medical Office Administration	1	1	100.00%	1	1	100.00%	\$ 16,956.00
Peloton College - Electronic Health Records Technician	4	4	100.00%	3	3	100.00%	\$ 4,846.00
Rowlett Career Advancement Center - Medical Billing & Coding Specialist	6	8	75.00%	6	8	75.00%	\$ 6,217.00
School of Health Careers LLC - Dental Assistant	10	10	100.00%	4	5	80.00%	\$ 4,557.00
SIPS Training & Development - Sterilization Technologist Training	9	10	90.00%	5	5	100.00%	\$ 3,396.00
Texas Career Institute - Dental Assistant Training Program	1	3	33.33%	2	2	100.00%	\$ 1,003.00
Texas Career Institute - Medical & Clinical LAB and Phlebotomy Technician program	3	7	42.86%	14	15	93.33%	\$ 5,132.00
Texas Career Institute - Medical Billing and Coding Training Program	6	9	66.67%	9	12	75.00%	\$ 3,165.00
Texas Career Institute - Pharmacy Technician Training Program	1	3	33.33%	4	4	100.00%	\$ 6,545.00

Training Vendor Performance by Program

Entered Employment Q2 and Median Earnings Q2 are WIOA Customers that exited training programs between July 2019 - June 2020

Credential Rate are WIOA Customers that exited training programs January 2019 and December 2019

	Entered Employment Numerator	Entered Employment Denominator	%	Obtained Credential Numerator	Obtained Credential Denominator	%	Mean Quarterly Earnings	
■ Indicates Missing Performance Measure.								
WFSDallas performance indicators		75%		75%			\$5,300	
The College of Health Care Professions - Medical Coding and Billing - Blended format	2	3	66.67%	2	3	66.67%	\$ 3,825.00	
University of Texas at Arlington Division of Continuing Education - Medical Coding and Billing/Medical Administrative Assistant	1	1	100.00%	0	1	0.00%	\$ 1,588.00	
Urban Training Center - Health Information Technician/Medical Coding	1	2	50.00%	1	1	100.00%	\$ 2,948.00	
Advanced Manufacturing/Engineering								
Eastfield College - CADD	1	1	100.00%	1	1	100.00%	\$ 4,141.00	
Information Technology/Telecommunications								
ACI - Computer User Support Specialist	■	4	7	57.14%	3	5	60.00%	\$ 6,641.00
ACI - Network Support Specialist	1	1	100.00%	1	1	100.00%	\$ 18,310.00	
Asher College - Computer and Network Technician	■	5	11	45.45%	6	10	60.00%	\$ 8,289.00
Asher College - Computer Information Specialist Track 2	6	8	75.00%	5	8	62.50%	\$ 6,556.00	
Asher College - Computer Specialist and Networking Technician	1	1	100.00%	2	2	100.00%	\$ 10,502.00	
Asher College - Network Support Specialist	2	4	50.00%	2	3	66.67%	\$ 5,741.00	
Careers Institute of America - Network Administrator	1	1	100.00%	1	1	100.00%	\$ 20,137.00	
CCI Training Center, Inc. - Computer and Network Administration	10	13	76.92%	8	15	53.33%	\$ 10,871.00	
CCI Training Center, Inc. - Computer Support Tech	2	2	100.00%	2	2	100.00%	\$ 7,211.00	
Cloud Technology Experts - Cloud Computing Architecture	1	2	50.00%	2	2	100.00%	\$ 4,615.00	
Cloud Technology Experts - Docker Containers & Kubernetes Administration	1	1	100.00%	1	1	100.00%	\$ 21,440.00	
ComputerMinds.com - Information Technology Project Management	1	2	50.00%	2	2	100.00%	\$ 6,480.00	
ComputerMinds.com - Network Support Technician Entry	0	1	0.00%	1	2	50.00%	\$ -	
ComputerMinds.com - Project Management Program	1	2	50.00%	1	2	50.00%	\$ 2,100.00	
ComputerMinds.com - Project Management Training	1	1	100.00%	1	1	100.00%	\$ 31,024.00	
ComputerMinds.com - Cybersecurity Professional Training	7	9	77.78%	8	8	100.00%	\$ 24,573.00	
ComputerMinds.com - Desktop Support Technician Training	3	3	100.00%	1	2	50.00%	\$ 5,603.00	
ComputerMinds.com - IT Project Management Training	24	35	68.57%	34	35	97.14%	\$ 24,350.00	
ComputerMinds.com - Network Support Technician Training	4	5	80.00%	3	4	75.00%	\$ 10,341.00	
Divergence Academy - Cybersecurity Core Technical	0	1	0.00%	1	1	100.00%	\$ -	
Divergence Academy - Cybersecurity Professional Penetration Tester	3	6	50.00%	3	3	100.00%	\$ 9,864.00	
Divergence Academy - Data Science Immersive	3	4	75.00%	2	3	66.67%	\$ 9,548.00	
Lanecert Inc - Cisco Internet Expert (Enterprise Infrastructure) Program	1	1	100.00%	1	1	100.00%	\$ 4,112.00	
Lanecert Inc - Cisco Network Engineer (Routing & Switching)	1	1	100.00%	2	2	100.00%	\$ 19,600.00	
Lanecert Inc - Senior Business Data Analyst Training	0	2	0.00%	2	2	100.00%	\$ -	
LeaderQuest - Computer User Support Specialist	27	31	87.10%	30	33	90.91%	\$ 8,292.00	
LeaderQuest - Cyber Security Specialist	9	14	64.29%	14	15	93.33%	\$ 11,061.00	
LeaderQuest - Network Support Specialist	10	13	76.92%	11	11	100.00%	\$ 6,704.00	
New Horizons Consumer Learning Center of DFW, LLC - Database Administrator Professional Program	1	1	100.00%	1	1	100.00%	\$ 1,711.00	
New Horizons Consumer Learning Center of DFW, LLC - Network Systems Administrator Professional	5	11	45.45%	9	11	81.82%	\$ 14,371.00	
North Lake College (DCCCD) - IT Ready/IT Support CompTIA A+ Certification	0	1	0.00%	1	1	100.00%	\$ -	
Peloton College - Information Technology Support Professional	1	2	50.00%	2	2	100.00%	\$ 6,402.00	
Texas A&M University - Corpus Christi - CCNA: Routing and Switching Program (GES304 - Online)	1	1	100.00%	0	1	0.00%	\$ 10,131.00	
Texas A&M University Corpus Christi - Webmaster (Online)	1	1	100.00%	1	1	100.00%	\$ 3,486.00	

Training Vendor Performance by Program

Entered Employment Q2 and Median Earnings Q2 are WIOA Customers that exited training programs between July 2019 - June 2020

Credential Rate are WIOA Customers that exited training programs January 2019 and December 2019

	Entered Employment Numerator	Entered Employment Denominator	%	Obtained Credential Numerator	Obtained Credential Denominator	%	Mean Quarterly Earnings
■ Indicates Missing Performance Measure.							
WFSDallas performance indicators	75%			75%			\$5,300
Texas A&M University Corpus Christi - Project Management Essentials with CAPM Prep	1	1	100.00%	1	1	100.00%	\$ 14,655.00
Texas Career Institute - Computer Network Support Technician	1	1	100.00%	0	1	0.00%	\$ 6,236.00
Texas Premier Technology Institute, Inc. - Database Administrator Associate Program	0	1	0.00%	1	1	100.00%	\$ -
Texas Premier Technology Institute, Inc. - IT Security Administrator Associate Program	3	3	100.00%	2	2	100.00%	\$ 11,377.00
Texas Premier Technology Institute, Inc. - Software Solutions Developer Associate Program	1	2	50.00%	1	1	100.00%	\$ 5,423.00
Texas School of Continuing Education & Recruitment - DIPLOMA IN DIGITAL MARKETING & SEARCH ENGINE OPTIMIZATION	2	2	100.00%	1	1	100.00%	\$ 5,950.00
Texas School of Continuing Education and Recruitment - COMPREHENSIVE MOBILE REPAIR TECHNICIAN	1	1	100.00%	1	1	100.00%	\$ 10,006.00
Construction/Industrial Production							
Arlington Career Institute - HVACR	0	1	0.00%	1	1	100.00%	\$ -
Austin Career Institute - Residential and commercial heating, ventilation and air conditioning and commercial refrigeration	1	1	100.00%	1	1	100.00%	\$ 12,989.00
Careers Institute of America - Advance Welding Professional	2	3	66.67%	4	4	100.00%	\$ 160.00
Careers Institute of America - Air Conditioning, Heating, and Refrigeration Technician	1	4	25.00%	3	3	100.00%	\$ 6,400.00
Construction Education Foundation, Inc. - Electrical	1	1	100.00%	0	1	0.00%	\$ 9,573.00
Construction Education Foundation, Inc. - Plumbing	1	1	100.00%	1	1	100.00%	\$ 11,701.00
Hogg's Automotive Training Academy, Inc. - Basic Automotive Engine Diagnostics, Testing and Repair	1	5	20.00%	2	6	33.33%	\$ 595.00
Lindsey-Cooper Refrigeration School - Refrigeration/Heating/AC Basic	1	2	50.00%	1	1	100.00%	\$ 1,488.00
Miller Crane Works Inc - Mobile Crane Operations Fixed/Swing Cab Level I	1	1	100.00%	1	1	100.00%	\$ 3,787.00
Miller Crane Works Inc - Tower Crane Operations Level I	1	1	100.00%	0	1	0.00%	\$ 11,721.00
Miller Crane Works, Inc. - Mobile Crane Operations Fixed/Swing Cab Level I	1	1	100.00%	1	1	100.00%	\$ 6,528.00
Miller Crane Works, Inc. - Mobile Crane Operations Lattice Level I	1	2	50.00%	2	2	100.00%	\$ 3,112.00
MT Training Center - CNC Machinist	0	1	0.00%	1	1	100.00%	\$ -
Texas State Technical College North Texas Center - Diesel Equipment Technology-Heavy Truck Certificate I	1	1	100.00%	1	1	100.00%	\$ 9,652.00
Texas State Technical College North Texas Center - Heating, Ventilation, & Air Conditioning Technology AAS	1	1	100.00%	1	1	100.00%	\$ 7,855.00
Business Management & Administration							
Alpha Medical Institute - Accounting	0	1	0.00%	1	2	50.00%	\$ 7,389.00
Arlington Career Institute - Administrative Assistant Program	1	2	50.00%	1	1	100.00%	\$ 7,009.00
Arlington Career Institute - Paralegal/Legal Assistant	4	6	66.67%	3	3	100.00%	\$ 7,678.00
Asher College - Office Accounting Specialist	9	11	81.82%	7	8	87.50%	\$ 8,337.00
Center for Career Training - Office Specialist	1	1	100.00%	1	1	100.00%	\$ 5,562.00
Eastfield College - Business Administration	0	1	0.00%	1	1	100.00%	\$ -
EI Centro College - Associate of Applied Science Degree-Executive Asst/Executive Secretary	1	1	100.00%	0	1	0.00%	\$ 11,378.00
EI Centro College - Associate of Science Degree with a Field of Study in Business	1	1	100.00%	1	2	50.00%	\$ 2,879.00
EI Centro College - Supervisor Certificate (C1.Mgmt.Supvsr.12)	1	1	100.00%	0	2	0.00%	\$ 27,555.00
Joshua Career Institute - Accounting Specialist	1	2	50.00%	0	2	0.00%	\$ 10,105.00
Joshua Career Institute - Accounting Specialist (On-Line)	3	5	60.00%	2	3	66.67%	\$ 1,238.00
Joshua Career Institute - Administrative Assistant (Online)	1	1	100.00%	1	1	100.00%	\$ 2,119.00
Joshua Career Institute - Executive Administrative Assistant (On-Line)	2	2	100.00%	0	3	0.00%	\$ 5,529.00
Joshua Career Institute - Legal Assistant (On-Line)	0	2	0.00%	0	0	0.00%	\$ -
Joshua Career Institute - Office Management (On-Line)	2	3	66.67%	2	3	66.67%	\$ 5,123.00
New Era Training Center, Inc. - ONLINE PRE-PARALEGAL STUDIES PROGRAM	2	2	100.00%	2	2	100.00%	\$ 4,200.00

Training Vendor Performance by Program

Entered Employment Q2 and Median Earnings Q2 are WIOA Customers that exited training programs between July 2019 - June 2020

Credential Rate are WIOA Customers that exited training programs January 2019 and December 2019

	Entered Employment Numerator	Entered Employment Denominator	%	Obtained Credential Numerator	Obtained Credential Denominator	%	Mean Quarterly Earnings
■ Indicates Missing Performance Measure.							
WFSDallas performance indicators	75%			75%			\$5,300
New Horizons Consumer Learning Center of DFW, LLC - Business Administration Professional	12	13	92.31%	11	13	84.62%	\$ 12,710.00
Peloton College - Paralegal Studies	2	2	100.00%	2	4	50.00%	\$ 7,092.00
Texas School of Continuing Education & Recruitment - BOOKKEEPING AND QUICKBOOKS ACCOUNTING	0	1	0.00%	1	1	100.00%	\$ -
University of Texas at Arlington, Division of Continuing Education - Paralegal Certificate Program	0	1	0.00%	1	2	50.00%	\$ -
Vista College - Associate of Applied Science degree in Business Administration (Distance Education)	1	1	100.00%	0	1	0.00%	\$ 13,488.00
Trucking & Logistics							
Aspire Truck Driving School - Professional Truck Driving	6	10	60.00%	13	16	81.25%	\$ 7,297.00
ATDS - Professional Truck Driver-100	1	1	100.00%	1	1	100.00%	\$ 9,929.00
ComputerMinds.com - Supply Chain Management Training	3	5	60.00%	9	9	100.00%	\$ 18,494.00
Continental Truck Driver Training and Education School - TTDR 500 Tractor Trailer Basic	46	73	63.01%	43	53	81.13%	\$ 8,788.00
iMed Health Training Center - Commercial Truck Driving	9	20	45.00%	14	19	73.68%	\$ 5,383.00
International Schools - Professional Truck Driver Training	14	21	66.67%	16	23	69.57%	\$ 7,009.00
MT Training Center - Advanced CDL Driver Training for the Entrepreneur	2	5	40.00%	2	2	100.00%	\$ 9,500.00
MT Training Center - Truck Driving	7	9	77.78%	8	8	100.00%	\$ 8,059.00
Proving Grounds Truck Driving School - Proving Grpunds Truck Driving School	1	1	100.00%	0	1	0.00%	\$ 456.00
Roadmaster Drivers School - Dallas - Commercial Truck Driver Training	2	2	100.00%	1	2	50.00%	\$ 9,012.00
Vision Truck Driving School - Class A CDL Program	8	12	66.67%	11	12	91.67%	\$ 5,454.00
Vision Truck Driving School - Class B CDL Program	24	32	75.00%	9	14	64.29%	\$ 8,540.00
Vision Truck Driving School - Class B License Development Course	13	14	92.86%	10	14	71.43%	\$ 6,367.00
Vision Truck Driving School - Vision Truck Driving	28	43	65.12%	69	81	85.19%	\$ 8,107.00

RECOMMENDATION: We are following policy, but sadly, performance dictates the removal of a few training options: **IDTC Career Center** - Phlebotomy Technician; **Texas Career Institute** – Medical & Clinical LAB and Phlebotomy Technician and Medical Billing/Coding; **ACI** - Computer User Support Specialist; **Asher College** - Computer and Network Technician; and **Joshua Career Institute** - Accounting Specialist (On-Line) program. The providers will have the opportunity to provide supplemental information. All students currently enrolled may complete training, but new referrals will be halted pending better outcomes. This does not remove the school, but only removes the poor performing programs, as identified.

There is one truck driving provider (International Schools) is missing two or more measures, but due to the nature of industry, interstate wages may be impacting the entered employment rate. The school will be asked to confirm out of state employment.

Consent Item – C
Adoption of State/Federal Policy

Current Policy #	Policy Title	State/Federal Policy Amendment	Action
S0508, Change 9 S0811, Change 3	General Eligibility Requirements Child Care Policies	WD 17-21, Board Contract Year 2022 Federal Poverty Guidelines and Attachments	Update Federal Poverty Guidelines and State Median Income Amounts for Determining Eligibility and Parent Share of Cost for Child Care Services

RECOMMENDATION: Board authorization to approve policies, as amended above.

Consent Item – D
Endorsement of External Applications/Agreements

No new grants for approval this month. The following grants were presented last month and awaiting decision.

Funding Source	Status	Summary
TWC Skills Development Fund		Dallas College is partnering with ATT to offer training to 502 individuals (300 new and 202 upgraded jobs) to train as technicians and customer services representatives. Total budget is \$1,000,827.
TWC Apprenticeship Training Program		Dallas College will offer apprenticeship programs for electricians, tradeshow decorators, painters, glaziers, protective signal installers, telecommunications and other occupations.
Texas Workforce Commission – Lockheed Martin		Lockheed Martin seeks \$500,000 to offer 83 new jobs and 140 upgraded jobs in engineering, excel, aerodynamics and other courses.
Texas Talent Connection – State of Texas		IT-workforce program will be offered to unemployed and under-employed veterans, veteran spouses and military reservists. IT courses will include CompTIA, CompTIA A+, and Google IT Support Certifications to train 100 with a budget of \$350,000.
TWC Skills Development Fund		Dallas College Cedar Valley Campus will partner with Lockheed Martin for a skills application totaling \$500,000. 83 new hires will be trained with 140 current workers will receive training.
Texas Workforce Commission – Early Learning Program		Together4Children will offer child care staff retention strategies through adaptive leadership.
Resident Opportunities for Self Sufficiency		Dallas Housing Authority is seeking continued HUD funding for three service coordinators. The coordinators would serve all of the public housing units in DHA's portfolio.
Texas Workforce Commission Family Child Care Networks		Education First Steps applied to the Texas Workforce Commission for Family Childcare Network funds to offer quality childcare to family child care centers. The quality services would include: mentoring, webinars, and professional development.

**MEANS, ENDS AND EXPECTATIONS
DETAIL EXPENDITURE REPORT
July, 2021**

Fund #	Contract Name	Contract #	End Date	Budget	Cumulative Expenses	% Expended	% Expected	* Obligations	Total Expenses + Obligations	% Expenses Obligations
5401-20	WIOA-YOUTH-PROGRAM	0620WOY002	6/30/2022	\$ 4,200,371.00	\$ 275,536.13	6.56%	54.17%	\$ 3,009,406.99	\$ 3,284,943.12	78.21%
	WIOA-YOUTH-ADMIN	0620WOY002	6/30/2022	\$ 466,707.00	\$ 37,951.34	8.13%	54.17%	\$	\$ 37,951.34	8.13%
	TOTAL YOUTH			\$ 4,667,078.00	\$ 313,487.47	6.72%	54.17%	\$ 3,009,406.99	\$ 3,322,894.46	71.20%
5402-20	WIOA-ADULT-PROGRAM	0620WOA001	6/30/2022	\$ 4,170,895.20	\$ 3,402,162.64	81.57%	54.17%	\$ 593,860.82	\$ 3,996,023.46	95.81%
	WIOA-ADULT-ADMIN	0620WOA001	6/30/2022	\$ 463,432.80	\$ 223,810.14	48.29%	54.17%	\$	\$ 223,810.14	48.29%
	TOTAL ADULT			\$ 4,634,328.00	\$ 3,625,972.78	78.24%	54.17%	\$ 593,860.82	\$ 4,219,833.60	91.06%
5403-20	WIOA-DISLOCATED -PROGRAM	0620WOD001	6/30/2022	\$ 3,793,379.70	\$ 2,654,908.44	69.99%	54.17%	\$ 1,021,717.22	\$ 3,676,625.66	96.92%
	WIOA-DISLOCATED-TRANSFER TO ADULT	0620WOD001	6/30/2022	\$ 600,000.00	\$			\$ 600,000.00	\$ 600,000.00	100.00%
	WIOA-DISLOCATED-ADMIN	0620WOD001	6/30/2022	\$ 488,153.30	\$ 54,352.42	11.13%	54.17%	\$	\$ 54,352.42	11.13%
	TOTAL DISLOCATED WORKER			\$ 4,881,533.00	\$ 2,709,260.86	55.50%	54.17%	\$ 1,621,717.22	\$ 4,330,978.08	88.72%
5406-19	WIOA - Alternative Funding for Statewide Activity	0619WAF001	8/31/2021	\$ 579,443.00	\$ 493,943.70	85.24%	96.00%	\$ 50,757.79	\$ 544,701.49	94.00%
5408-19	WOS - Youth Job Skills	0619WOS002	8/31/2021	\$ 512,000.00	\$ 294,010.07	57.42%	96.00%	\$ 194,801.60	\$ 488,811.67	95.47%
	TOTALS			\$ 15,332,592.00	\$ 7,491,740.30	48.86%	54.17%	\$ 5,470,544.42	\$ 12,907,219.30	84.18%
5401-21	WIOA-YOUTH-PROGRAM	0621WOY001	6/30/2023	\$ 4,132,439.10	\$ -	0.00%	0.00%	\$ -	\$ -	0.00%
	WIOA-YOUTH-ADMIN	0621WOY001	6/30/2023	\$ 459,159.90	\$ -	0.00%	0.00%	\$ -	\$ -	0.00%
	TOTAL YOUTH			\$ 4,591,599.00	\$ -	0.00%	0.00%	\$ -	\$ -	0.00%
5402-21	WIOA-ADULT-PROGRAM	0621WOA001	6/30/2023	\$ 4,439,163.60	\$ -	0.00%	0.00%	\$ -	\$ -	0.00%
	WIOA-ADULT-ADMIN	0621WOA001	6/30/2023	\$ 493,240.40	\$ -	0.00%	0.00%	\$ -	\$ -	0.00%
	TOTAL ADULT			\$ 4,932,404.00	\$ -	0.00%	0.00%	\$ -	\$ -	0.00%
5403-21	WIOA-DISLOCATED -PROGRAM	0621WOD001	6/30/2023	\$ 3,691,682.40	\$ -	0.00%	0.00%	\$ -	\$ -	0.00%
	WIOA-DISLOCATED-ADMIN	0621WOD001	6/30/2023	\$ 476,853.60	\$ -	0.00%	0.00%	\$ -	\$ -	0.00%
	TOTAL DISLOCATED WORKER			\$ 4,168,536.00	\$ -	0.00%	0.00%	\$ -	\$ -	0.00%
5416-21	WIOA-Rapid Response	0621WOR001	6/30/2022	\$ 57,932.00	\$ 8,124.45	14.02%	8.33%	\$ -	\$ 8,124.45	14.02%
				\$ 13,750,471.00	\$ 8,124.45	0.06%	0.00%	\$ -	\$ 8,124.45	0.06%

**MEANS, ENDS AND EXPECTATIONS
MONTHLY EXPENDITURE REPORT
July, 2021**

Fund #	Contract Name	Contract #	End Date	Budget	Cumulative Expenses	% Expended	% Expected	* Obligations	Total Expenses + Obligations	% Expenses Obligations
WORKFORCE INNOVATION AND OPPORTUNITY ACT										
	WIOA FORMULA FUNDS	0620 WIOA FUNDS	6/30/2019	\$ 4,667,078.00	\$ 7,491,740.30	48.86%	54.17%	\$ 5,470,544.42	\$ 12,907,219.30	84.18%
	WIOA FORMULA FUNDS	0621 WIOA FUNDS	6/30/2021	\$ 13,750,471.00	\$ 8,124.45	0.06%	0.00%	\$ -	\$ 8,124.45	0.06%
5405-20	Disaster Recovery DW - COVID-19	0620NDW001	3/31/2022	\$ 1,314,851.00	\$ 341,415.15	25.97%	65.22%	\$ 850,717.72	\$ 1,192,132.87	90.67%
5409-20	COVID-19 Response Statewide Funds	0620COV001	6/30/2021	\$ 357,143.00	\$ 226,564.87	63.44%	100.00%	\$ -	\$ 226,564.87	63.44%
7211-21	Resource Administration	0621RAG001	9/30/2021	\$ 7,467.00	\$ 5,841.58	78.23%	83.33%	\$ -	\$ 5,841.58	78.23%
6229-21	Trade Act Services	0621TRA001	12/31/2020	\$ 475,116.00	\$ 247,092.44	52.01%	N/A	\$ 29,999.43	\$ 277,091.87	58.32%
6239-21	Reemployment Services and Eligibility Assessment	0621REA001	12/31/2021	\$ 801,728.00	\$ 259,066.52	32.31%	66.67%	\$ 360,842.76	\$ 619,909.28	77.32%
WIOA TOTALS	Totals			\$ 21,373,854.00	\$ 8,579,845.31	40.14%		\$ 6,712,104.33	\$ 15,236,884.22	71.29%
WAGNER-PEYSER EMPLOYMENT SERVICE										
6223-20	Employment Services	0620WPA001	6/30/2021	1,230,290.00	\$ 1,230,290.00	100.00%	100.00%	\$ -	\$ 1,230,290.00	100.00%
6223-21	Employment Services	0621WPA001	12/31/2021	1,003,115.00	\$ 212,672.50	21.20%	66.67%	\$ 515,076.59	\$ 727,749.09	72.55%
6228-20	PATHS	0620WPB001	11/30/2021	\$ 250,000.00	\$ 218,835.51	87.53%	83.33%	\$ -	\$ 218,835.51	87.53%
7246-21	Texas Veterans Commission	0621TVC001	9/30/2021	\$ 169,030.00	\$ 109,883.30	65.01%	83.33%	\$ -	\$ 109,883.30	65.01%
6225-20	WCI- Red, White, and You	0620WCI001	6/30/2021	\$ 51,200.00	\$ 31,115.40	60.77%	100.00%	\$ -	\$ 31,115.40	60.77%
6225-20	WCI- Child Care Conference	0620WCI001	6/30/2021	\$ 1,623.00	\$ -	0.00%	100.00%	\$ -	\$ -	0.00%
6225-20	WCI- TVLP Operating Grant Activities	0620WCI001	6/30/2021	\$ 9,013.00	\$ 9,013.00	100.00%	100.00%	\$ -	\$ 9,013.00	100.00%
6225-20	WCI- Foster Care Youth Conference	0620WCI001	6/30/2021	\$ 739.00	\$ -	0.00%	100.00%	\$ -	\$ -	0.00%
6225-20	WCI- Careers in TX Industry Week/Youth Career Fairs	0620WCI001	6/30/2021	\$ 50,000.00	\$ 50,000.00	100.00%	100.00%	\$ -	\$ 50,000.00	100.00%
6225-21	WCI- Red, White, and You	0621WCI001	9/30/2021	\$ 10,500.00	\$ -	0.00%	83.33%	\$ -	\$ -	0.00%
6225-21	WCI- TVLP Operating Grant Activities	0621WCI001	9/30/2021	\$ 9,013.00	\$ 7,510.80	83.33%	83.33%	\$ -	\$ 7,510.80	83.33%
6225-21	WCI- Foster Care Youth Conference	0621WCI001	9/30/2021	\$ 739.00	\$ -	0.00%	83.33%	\$ -	\$ -	0.00%
6225-21	WCI- Careers in TX Industry Week/Youth Career Fairs	0621WCI001	9/30/2021	\$ 25,000.00	\$ -	0.00%	83.33%	\$ -	\$ -	0.00%
6225-22	WCI - Retail Data Analysis Study	0621WCI001	9/30/2021	\$ 2,000.00	\$ 2,000.00	100.00%	83.33%	\$ -	\$ 2,000.00	100.00%
E.S.TOTALS	Totals			\$ 2,812,262.00	\$ 1,871,320.51	66.54%		\$ 515,076.59	\$ 2,386,397.10	84.86%
FOOD STAMP EMPLOYMENT AND TRAINING										
2266-21	Suppl. Nutrition Assistance Program	0621SNE001	9/30/2021	\$ 967,294.00	\$ 303,733.77	31.40%	83.33%	\$ 533,762.63	\$ 837,496.40	86.58%
2268-21	Suppl. Nutrition Assistance Program	0621SNE003	9/30/2021	\$ 800,000.00	\$ 767,184.66	95.90%	83.33%	\$ 32,815.34	\$ 800,000.00	100.00%
SNAP TOTALS	Totals			\$ 1,767,294.00	\$ 1,070,918.43	60.60%		\$ 566,577.97	\$ 1,637,496.40	92.66%

**MEANS, ENDS AND EXPECTATIONS
MONTHLY EXPENDITURE REPORT
July, 2021**

Fund #	Contract Name	Contract #	End Date	Budget	Cumulative Expenses	% Expended	% Expected	* Obligations	Total Expenses + Obligations	% Expenses Obligations
TEMPORARY ASSISTANCE FOR NEED FAMILIES										
2243-21	Noncustodial Parent Choices Program	0621NCP001	9/30/2021	\$ 455,220.00	\$ 263,569.36	57.90%	83.33%	\$ 138,551.46	\$ 402,120.82	88.34%
2245-21	Temporary Assistance for Needy Families	0621TAF001	10/31/2021	\$ 8,937,062.00	\$ 4,281,637.33	47.91%	83.33%	\$ 3,329,145.18	\$ 7,610,782.51	85.16%
TANF -TOTALS	Totals			\$ 9,392,282.00	\$ 4,545,206.69	48.39%		\$ 3,467,696.64	\$ 8,012,903.33	85.31%
CHILD CARE SERVICES										
1275-21	CCF CCMS CHILD CARE	0621CCF002	12/31/2021	\$ 82,360,934.00	\$ 61,423,265.93	74.58%	66.67%	\$ 14,920,879.67	\$ 76,344,145.60	92.69%
1271-21	CCM CCMS LOCAL INITIATIVE	0621CCM001	12/31/2021	\$ 9,121,828.00	\$ -	0.00%	66.67%	\$ 9,121,828.00	\$ 9,121,828.00	100.00%
1272-21	CHILD CARE DFPS	0621CCP001	8/31/2021	\$ 5,389,000.00	\$ 2,884,725.44	53.53%	91.67%	\$ 2,504,274.56	\$ 5,389,000.00	100.00%
1274-21	CHILD CARE QUALITY	0621CCQ001	10/31/2021	\$ 2,512,110.00	\$ 1,167,859.61	46.49%	76.92%	\$ 1,016,507.11	\$ 2,184,366.72	86.95%
CHILD CARE -TOTALS	Totals			\$ 99,383,872.00	\$ 65,475,850.98	65.88%		\$ 27,563,489.34	\$ 93,039,340.32	93.62%
STATE OF TEXAS										
7230-20	Adult Education and Literacy	0618ALAC00	6/30/2022	\$ 7,563,837.00	\$ 6,479,455.04	85.66%	100.00%	\$ -	\$ 6,479,455.04	85.66%
7230-21	Adult Education and Literacy	0618ALAD0	6/30/2022	\$ 7,886,234.00	\$ -	0.00%	8.33%	\$ 6,228,778.69	\$ 6,228,778.69	78.98%
7234-20	AEL - Workforce Integration Initiative	0620AEL001	6/30/2021	\$ 182,835.00	\$ 182,835.00	100.00%	100.00%	\$ -	\$ 182,835.00	100.00%
	Totals			\$ 15,632,906.00	\$ 6,662,290.04	42.62%		\$ 6,228,778.69	\$ 12,891,068.73	82.46%
GRAND TOTAL - Grants				\$ 168,780,019.00	\$ 95,705,296.71	56.70%		\$ 50,524,267.98	\$ 146,119,433.85	86.57%

New Grants *Budget Amounts are Estimated unless noted with an asterisk

1275-22	CCF CCMS CHILD CARE	0622CCF002	12/31/2022	\$ 81,720,092.00	\$ -	0.00%	0.00%	\$ -	\$ -	0.00%
TBD	CHILD CARE SERVICE INDUSTRY RECOVERY	TBD	TBD	\$ 49,631,469.00	\$ -	0.00%	0.00%	\$ -	\$ -	0.00%
1271-22	CCM CCMS LOCAL INITIATIVE	0622CCM001	12/31/2022	\$ 9,009,912.00	\$ -	0.00%	0.00%	\$ -	\$ -	0.00%
1272-22	CHILD CARE DFPS	0622CCP001	8/31/2022	\$ 5,389,000.00	\$ -	0.00%	0.00%	\$ -	\$ -	0.00%
1274-22	CHILD CARE QUALITY	0622CCQ001	10/31/2022	\$ 1,794,490.00	\$ -	0.00%	0.00%	\$ -	\$ -	0.00%
2245-22	Temporary Assistance for Needy Families	0622TAF001	10/31/2022	\$ 7,760,192.00	\$ -	0.00%	0.00%	\$ -	\$ -	0.00%
2266-22	Suppl. Nutrition Assistance Program	0622SNE001	9/30/2022	\$ 1,621,655.00	\$ -	0.00%	0.00%	\$ -	\$ -	0.00%
2243-22	Noncustodial Parent Choices Program *	0622NCP001	9/30/2022	455,220	\$ -	0.00%	0.00%	\$ -	\$ -	0.00%
6229-22	Trade Act Services	0622TRA001	12/31/2021	475,116	\$ -	0.00%	0.00%	\$ -	\$ -	0.00%
6239-22	Reemployment Services and Eligibility Assessment	0622REA001	TBD	\$ 801,728.00	\$ -	0.00%	0.00%	\$ -	\$ -	0.00%
7246-22	Texas Veterans Commission	0622TVC001	9/30/2022	\$ 181,220.00	\$ -	0.00%	0.00%	\$ -	\$ -	0.00%
Total New Grants				\$ 158,840,094.00						

STATE OF TEXAS - Contracts

7352-21	Summer Earn and Learn	3021VRS059	1/31/2022	\$ 670,617.65	\$ 102,556.67	15.29%	66.67%	\$ 401,653.01	\$ 504,209.68	75.19%
7353-20	Student Hireability Navigator	3018VRS135-YR 2	8/31/2021	\$ 200,000.00	\$ 141,079.03	70.54%	91.67%	\$ 23,404.55	\$ 164,483.58	82.24%
7354-18	Wage Services for Paid Work Experience	3018VRS173	8/31/2021	\$ 450,000.00	\$ 212,785.92	47.29%	95.24%	\$ 206,116.67	\$ 418,902.59	93.09%
7500-21	Infrastructure Support Services and Shared Cost	0620COL000	8/31/2021	\$ 849,774.72	\$ 703,496.20	82.79%	91.67%	\$ -	\$ 703,496.20	82.79%
				\$ 2,170,392.37	\$ 1,159,917.82	53.44%		\$ 631,174.23	\$ 1,791,092.05	82.52%

**MEANS, ENDS AND EXPECTATIONS
MONTHLY EXPENDITURE REPORT
July, 2021**

Fund #	Contract Name	Contract #	End Date	Budget	Cumulative Expenses	% Expended	% Expected	* Obligations	Total Expenses + Obligations	% Expenses Obligations
PRIVATE										
8525-18	Retail Pipeline Project (Retail Pays)	Walmart Foundation	12/31/2021	\$ 1,771,576.00	\$ 1,577,472.82	89.04%	85.29%	\$ 65,214.10	\$ 1,642,686.92	92.72%
8535-19	Walmart Statewide - PATHS	Walmart Foundation	5/16/2023	\$ 5,454,750.00	\$ 3,907,071.26	71.63%	54.17%	\$ -	\$ 3,907,071.26	71.63%
8603-20	Jobs for the Future	Jobs for the Future, Inc.	12/31/2021	\$ 100,000.00	\$ 14,991.65	14.99%	68.75%	\$ -	\$ 14,991.65	14.99%
8604-20	Jobs for the Future - Prologis Rapid Skilling Initiative	Jobs for the Future, Inc.	2/28/2021	\$ 50,000.00	\$ 41,357.61	82.72%	100.00%	\$ 8,642.39	\$ 50,000.00	100.00%
8605-21	Jobs for the Future - New Profit	Jobs for the Future, Inc.	12/31/2022	\$ 135,000.00	\$ 3,178.54	2.35%	19.05%	\$ -	\$ 3,178.54	2.35%
Totals				\$ 7,511,326.00	\$ 5,544,071.88	73.81%		\$ 73,856.49	\$ 5,617,928.37	74.79%

BOARD SUMMARY REPORT - CONTRACTED MEASURES

Year-to-Date Performance Periods*

BOARD NAME: **DALLAS**

FINAL RELEASE
As Originally Published 9/2/2021
JULY 2021 REPORT

Status Summary		With Positive Performance (+P):	Meeting Performance (MP):	With Negative Performance (-P):	% +P & MP											
Contracted Measures		8	5	5	72.22%											
Source	Measure	Status	% Current Target	Current Target	EOY Target	Current Perf.	Prior Year End	2 Years Ago YE	YTD Num	YTD Den	QTR 1	QTR 2	QTR 3	QTR 4	From	To
Notes																

WIOA Outcome Measures

DOL-C	Employed Q2 Post Exit – Adult (DOL)	-P	83.57%	71.20%	71.20%	59.50%	72.10%	72.10%	301	506	63.90%	59.20%	48.70%	65.40%	7/19	6/20
DOL-C	Employed Q4 Post Exit – Adult (DOL)	-P	87.73%	69.30%	69.30%	60.80%	71.80%	69.20%	343	564	64.20%	59.20%	60.70%	60.00%	1/19	12/19
DOL-C	Median Earnings Q2 Post Exit – Adult (DOL)	+P	122.53%	\$5,800.00	\$5,800.00	\$7,106.85	\$6,367.00	\$6,241.96	n/a	301	\$6,775.79	\$5,973.28	\$7,237.85	\$8,124.97	7/19	6/20
DOL-C	Credential Rate – Adult (DOL)	MP	101.20%	75.30%	75.30%	76.20%	85.60%	77.10%	311	408	76.00%	73.30%	76.90%	78.70%	1/19	12/19
DOL-C	Measurable Skills Gains - Adult (DOL)	---	-----	-----	-----	24.20%	68.40%	n/a	29	120	-----	-----	-----	-----	7/21	7/21
DOL-C	Employed Q2 Post Exit – DW (DOL)	-P	85.79%	79.50%	79.50%	68.20%	83.60%	84.50%	174	255	71.30%	70.30%	62.30%	63.30%	7/19	6/20
DOL-C	Employed Q4 Post Exit – DW (DOL)	MP	97.83%	78.50%	78.50%	76.80%	82.70%	84.50%	295	384	83.30%	71.30%	73.20%	76.60%	1/19	12/19
DOL-C	Median Earnings Q2 Post Exit – DW (DOL)	+P	111.31%	\$8,600.00	\$8,600.00	\$9,572.47	\$9,467.90	\$8,791.68	n/a	174	\$8,608.88	\$11,378.45	\$8,464.11	\$16,956.20	7/19	6/20
DOL-C	Credential Rate – DW (DOL)	+P	112.65%	73.50%	73.50%	82.80%	76.30%	79.50%	216	261	82.50%	72.60%	92.20%	81.60%	1/19	12/19
DOL-C	Measurable Skills Gains - DW (DOL)	---	-----	-----	-----	27.20%	75.60%	n/a	25	92	-----	-----	-----	-----	7/21	7/21
DOL-C	Employed/Enrolled Q2 Post Exit – Youth (DOL)	MP	96.83%	69.50%	69.50%	67.30%	70.40%	72.50%	399	593	70.00%	64.70%	63.60%	74.00%	7/19	6/20
DOL-C	Employed/Enrolled Q4 Post Exit – Youth (DOL)	MP	101.98%	65.80%	65.80%	67.10%	79.70%	78.30%	468	698	69.90%	63.40%	65.80%	69.20%	1/19	12/19
DOL-C	Median Earnings Q2 Post Exit – Youth (DOL)	-P	88.42%	\$2,900.00	\$2,900.00	\$2,564.24	\$3,109.25	\$3,272.40	n/a	371	\$2,388.57	\$2,523.33	\$2,880.60	\$2,953.82	7/19	6/20
DOL-C	Credential Rate – Youth (DOL)	+P	125.29%	51.80%	51.80%	64.90%	60.10%	67.00%	174	268	63.60%	66.70%	62.70%	66.30%	1/19	12/19
DOL-C	Measurable Skills Gains - Youth (DOL)	---	-----	-----	-----	7.60%	41.70%	n/a	5	66	-----	-----	-----	-----	7/21	7/21
LBB-K	Employed/Enrolled Q2 Post Exit – C&T Participants	-P	92.56%	65.60%	65.60%	60.72%	69.97%	70.30%	14,988	24,684	67.34%	55.34%	53.00%	65.87%	7/19	6/20
LBB-K	Employed/Enrolled Q2-Q4 Post Exit – C&T Participants	MP	97.48%	81.70%	81.70%	79.64%	85.32%	84.86%	24,304	30,517	85.28%	78.36%	73.34%	78.68%	1/19	12/19
LBB-K	Credential Rate – C&T Participants	+P	113.70%	69.40%	69.40%	78.91%	79.00%	74.63%	722	915	80.80%	75.81%	80.31%	78.38%	1/19	12/19

Reemployment and Employer Engagement Measures

TWC 1,2	Claimant Reemployment within 10 Weeks	+P	197.38%	46.19%	n/a	91.17%	59.22%	58.78%	1,662	1,823	94.29%	78.98%	86.10%	95.15%	7/20	4/21
---------	---------------------------------------	----	---------	--------	-----	--------	--------	--------	-------	-------	--------	--------	--------	--------	------	------

Note: In some cases historic data not available at time of original publication (such as when a new measure is created) has been added to the MPR retroactively to allow trend analysis.

BOARD SUMMARY REPORT - CONTRACTED MEASURES

Year-to-Date Performance Periods*

BOARD NAME: **DALLAS**

FINAL RELEASE
As Originally Published 9/2/2021
JULY 2021 REPORT

Source	Measure	Status	% Current Target	Current Target	EOY Target	Current Perf.	Prior Year End	2 Years Ago YE	YTD Num YTD Den	QTR 1	QTR 2	QTR 3	QTR 4	From	To
--------	---------	--------	------------------	----------------	------------	---------------	----------------	----------------	--------------------	-------	-------	-------	-------	------	----

Reemployment and Employer Engagement Measures

TWC	# of Employers Receiving Workforce Assistance	+P	110.22%	8,297	9,583	9,145	9,413	14,170	----- -----	4,564	4,410	4,924	3,611	10/20	7/21
-----	---	----	---------	-------	-------	-------	-------	--------	----------------	-------	-------	-------	-------	-------	------

1. Performance in Q1 was artificially boosted because very few claimant with new claims during that period were subject to work search.
2. The Commission adopted BCY21 targets on Claimant Reemployment within 10 Weeks that will apply to claimants whose 10 Week Start Date is Jan 1, 2021 to June 30, 2021.

Program Participation Measures

TWC	Avg # Children Served Per Day - Combined	+P	109.92%	11,516	11,516	12,658	15,606	14,642	2,746,691 217	11,770	12,178	13,466	14,326	10/20	7/21
-----	--	----	---------	--------	--------	--------	--------	--------	------------------	--------	--------	--------	--------	-------	------

3. TWC took a number of actions to mitigate the impact of COVID-19 on child care providers and families and to ensure the availability of child care for working parents in Texas. Some of these actions resulted in increased costs of care. In addition, many families suspended care during the summer. The system began ramping enrollment back up and in the last quarter saw an increase of over 10,000 kids per day statewide.

Note: In some cases historic data not available at time of original publication (such as when a new measure is created) has been added to the MPR retroactively to allow trend analysis.

AT-A-GLANCE COMPARISON - BOARD CONTRACTED MEASURES

Percent of Target (Year-to-Date Performance Periods)

FINAL RELEASE
As Originally Published 9/2/2021

JULY 2021 REPORT

Green = +P White = MP Yellow = MP but At Risk Red = -P

Board	WIOA Outcome Measures														
	Adult					DW					Youth				
	Employed Q2 Post-Exit	Employed Q4 Post-Exit	Median Earnings Q2 Post-Exit	Credential Rate	Measurable Skills Gains (YTD-Only)	Employed Q2 Post-Exit	Employed Q4 Post-Exit	Median Earnings Q2 Post-Exit	Credential Rate	Measurable Skills Gains (YTD-Only)	Employed/Enrolled Q2 Post-Exit	Employed/Enrolled Q4 Post-Exit	Median Earnings Q2 Post-Exit	Credential Rate	Measurable Skills Gains (YTD-Only)
Alamo	89.40%	97.86%	114.72%	109.33%	n/a	81.58%	95.22%	115.68%	113.03%	n/a	96.61%	98.49%	103.61%	184.56%	n/a
Borderplex	98.71%	102.34%	150.10%	113.18%	n/a	92.11%	90.12%	115.31%	115.45%	n/a	115.64%	119.59%	101.75%	72.13%	n/a
Brazos Valley	96.05%	95.51%	100.00%	74.16%	n/a	80.81%	81.24%	110.40%	66.30%	n/a	104.38%	113.87%	111.34%	168.00%	n/a
Cameron	94.51%	100.13%	124.68%	108.71%	n/a	97.61%	103.87%	107.93%	112.78%	n/a	102.29%	118.48%	148.84%	181.84%	n/a
Capital Area	106.02%	104.67%	174.72%	110.52%	n/a	98.25%	97.15%	168.60%	103.59%	n/a	99.61%	114.58%	115.83%	124.32%	n/a
Central Texas	93.07%	102.22%	201.84%	113.30%	n/a	75.94%	85.63%	154.47%	105.19%	n/a	98.31%	123.81%	110.83%	130.08%	n/a
Coastal Bend	88.86%	90.34%	120.55%	93.12%	n/a	98.64%	85.60%	118.38%	86.71%	n/a	94.01%	107.74%	97.84%	107.02%	n/a
Concho Valley	106.23%	92.56%	99.58%	89.60%	n/a	82.28%	108.06%	137.88%	107.54%	n/a	74.87%	114.53%	165.41%	169.12%	n/a
Dallas	83.57%	87.73%	122.53%	101.20%	n/a	85.79%	97.83%	111.31%	112.65%	n/a	96.83%	101.98%	88.42%	125.29%	n/a
Deep East	109.36%	98.08%	98.15%	115.21%	n/a	79.18%	96.13%	98.29%	82.33%	n/a	118.07%	124.17%	118.21%	145.19%	n/a
East Texas	83.01%	93.27%	100.87%	92.96%	n/a	82.65%	89.30%	74.43%	90.79%	n/a	94.92%	102.79%	125.47%	192.98%	n/a
Golden Crescent	114.47%	114.45%	114.61%	110.12%	n/a	93.12%	91.56%	76.61%	127.86%	n/a	94.01%	83.22%	193.50%	53.28%	n/a
Gulf Coast	91.32%	86.68%	84.82%	83.49%	n/a	85.03%	85.05%	102.45%	84.86%	n/a	93.87%	94.63%	99.84%	109.97%	n/a
Heart of Texas	105.49%	94.39%	118.34%	64.27%	n/a	90.75%	91.35%	181.40%	78.00%	n/a	110.28%	110.18%	80.28%	104.32%	n/a
Lower Rio	99.02%	92.99%	96.93%	102.30%	n/a	100.13%	94.83%	143.43%	96.37%	n/a	99.85%	95.82%	103.12%	170.88%	n/a
Middle Rio	104.58%	106.36%	110.79%	107.04%	n/a	96.04%	95.49%	84.47%	130.29%	n/a	101.95%	124.49%	128.95%	330.03%	n/a
North Central	84.06%	93.12%	121.07%	110.55%	n/a	80.88%	86.74%	121.18%	110.11%	n/a	101.36%	100.71%	116.31%	120.32%	n/a
North East	102.88%	101.70%	113.63%	92.02%	n/a	92.80%	92.87%	86.45%	129.43%	n/a	122.92%	126.80%	133.74%	145.74%	n/a
North Texas	87.19%	82.92%	77.79%	72.55%	n/a	58.28%	111.22%	84.90%	142.86%	n/a	119.03%	100.86%	123.29%	108.10%	n/a
Panhandle	98.56%	93.87%	135.67%	115.08%	n/a	104.38%	113.15%	84.30%	114.29%	n/a	106.77%	108.04%	173.03%	134.72%	n/a
Permian Basin	95.61%	85.94%	109.27%	116.36%	n/a	67.13%	68.36%	143.13%	90.57%	n/a	78.13%	92.51%	139.00%	269.82%	n/a
Rural Capital	95.16%	99.17%	121.47%	107.98%	n/a	91.90%	94.60%	109.95%	103.89%	n/a	97.40%	105.55%	165.27%	121.92%	n/a
South Plains	98.55%	104.04%	122.23%	114.42%	n/a	96.04%	89.28%	141.70%	114.29%	n/a	99.87%	111.51%	121.51%	74.72%	n/a
South Texas	82.16%	74.84%	114.68%	118.86%	n/a	88.59%	121.36%	90.95%	114.29%	n/a	96.22%	98.47%	136.33%	126.09%	n/a
Southeast	94.83%	78.86%	103.56%	128.59%	n/a	103.40%	101.16%	136.82%	92.91%	n/a	99.56%	94.96%	79.26%	190.18%	n/a
Tarrant	94.40%	91.36%	128.76%	99.31%	n/a	96.60%	90.94%	117.12%	106.43%	n/a	103.53%	98.63%	81.55%	237.06%	n/a
Texoma	106.67%	107.04%	150.27%	101.76%	n/a	58.28%	121.80%	13.59%	114.29%	n/a	99.28%	99.45%	134.11%	84.16%	n/a
West Central	96.08%	99.71%	160.40%	113.61%	n/a	109.32%	92.81%	124.24%	101.60%	n/a	112.16%	104.64%	103.88%	140.35%	n/a
+P	1	1	19	12	0	0	4	16	13	0	6	11	18	20	0
MP	20	21	7	11	0	15	16	5	10	0	20	16	6	4	0
-P	7	6	2	5	0	13	8	7	5	0	2	1	4	4	0
% MP & +P	75%	79%	93%	82%	N/A	54%	71%	75%	82%	N/A	93%	96%	86%	86%	N/A
From	7/19	1/19	7/19	1/19		7/19	1/19	7/19	1/19		7/19	1/19	7/19	1/19	
To	6/20	12/19	6/20	12/19		6/20	12/19	6/20	12/19		6/20	12/19	6/20	12/19	

Percent of Target (Year-to-Date Performance Periods)

Green = +P White = MP Yellow = MP but At Risk Red = -P

Board	WIOA Outcome Measures (cont.)			Reemployment and Employer Engagement		Participation	Total Measures			
	C&T Participants			Claimant ReEmployment within 10 Weeks	Employers Receiving Workforce Assistance	Average # Children Served Per Day-Combined	+P	MP	-P	% MP & +P
	Employed/Enrolled Q2 Post-Exit	Employed/Enrolled Q2-Q4 Post-Exit	Credential Rate							
Alamo	92.52%	99.35%	97.71%	110.84%	104.94%	102.82%	5	10	3	83%
Borderplex	92.00%	97.37%	99.18%	114.39%	112.89%	101.74%	8	8	2	89%
Brazos Valley	91.19%	94.68%	67.39%	110.66%	131.82%	97.44%	6	5	7	61%
Cameron	97.80%	94.74%	122.77%	113.04%	122.97%	105.85%	9	8	1	94%
Capital Area	97.13%	100.92%	106.61%	114.52%	112.06%	87.94%	9	8	1	94%
Central Texas	92.41%	98.54%	106.79%	113.28%	110.86%	106.58%	10	5	3	83%
Coastal Bend	86.17%	95.83%	72.05%	109.25%	117.13%	96.13%	4	9	5	72%
Concho Valley	99.88%	98.04%	100.35%	103.82%	99.42%	103.07%	4	11	3	83%
Dallas	92.56%	97.48%	113.70%	197.38%	110.22%	109.92%	8	5	5	72%
Deep East	87.12%	96.39%	104.47%	109.66%	149.75%	99.59%	7	8	3	83%
East Texas	88.90%	97.82%	94.71%	111.25%	104.20%	99.05%	3	9	6	67%
Golden Crescent	101.16%	100.34%	123.78%	112.92%	101.84%	91.72%	8	6	4	78%
Gulf Coast	86.57%	92.26%	82.20%	113.53%	130.31%	88.44%	2	6	10	44%
Heart of Texas	99.79%	96.67%	85.72%	113.59%	113.01%	98.47%	6	8	4	78%
Lower Rio	97.38%	90.45%	110.17%	113.72%	109.87%	87.10%	5	11	2	89%
Middle Rio	92.91%	90.26%	124.78%	114.09%	129.42%	90.32%	8	6	4	78%
North Central	88.34%	100.54%	100.72%	123.33%	119.92%	96.38%	8	6	4	78%
North East	97.44%	97.91%	113.62%	118.18%	94.59%	111.38%	9	7	2	89%
North Texas	102.04%	97.98%	99.76%	118.48%	107.47%	94.16%	6	5	7	61%
Panhandle	99.62%	98.83%	126.08%	113.55%	98.39%	98.49%	8	9	1	94%
Permian Basin	89.60%	89.90%	110.50%	108.00%	104.36%	99.67%	6	6	6	67%
Rural Capital	96.98%	103.16%	119.37%	118.44%	135.05%	103.09%	6	12	0	100%
South Plains	94.89%	96.46%	117.65%	111.80%	116.22%	110.72%	10	5	3	83%
South Texas	90.99%	91.93%	142.22%	112.51%	116.67%	91.57%	9	3	6	67%
Southeast	95.32%	92.08%	78.40%	108.83%	121.03%	108.79%	6	8	4	78%
Tarrant	93.28%	99.38%	109.42%	169.78%	94.66%	117.58%	6	9	3	83%
Texoma	101.43%	99.85%	110.62%	119.51%	105.66%	114.17%	8	7	3	83%
West Central	91.52%	97.17%	104.54%	116.38%	101.85%	100.20%	6	11	1	94%
+P	0	0	15	27	19	8	190			
MP	12	20	7	1	7	13	211			
-P	16	8	6	0	2	7	103			
% MP & +P	43%	71%	79%	100%	93%	75%	80%			
From	7/19	1/19	1/19	7/20	10/20	10/20	From			
To	6/20	12/19	12/19	4/21	7/21	7/21	To			

Economic Snapshot

5.8%

Unemployment Rate

July 2021 Dallas County
80,742 is the number of unemployed. The rate is Down 0.6 percentage points after an uptick in June 2021. The Texas rate is up 0.2 points to 6.2%

20,973

Job Gains

Dallas County
Employment grew at 1.6% for July. Texas employment expanded at 1.2% for the month of July

99.46%

Job Recovery

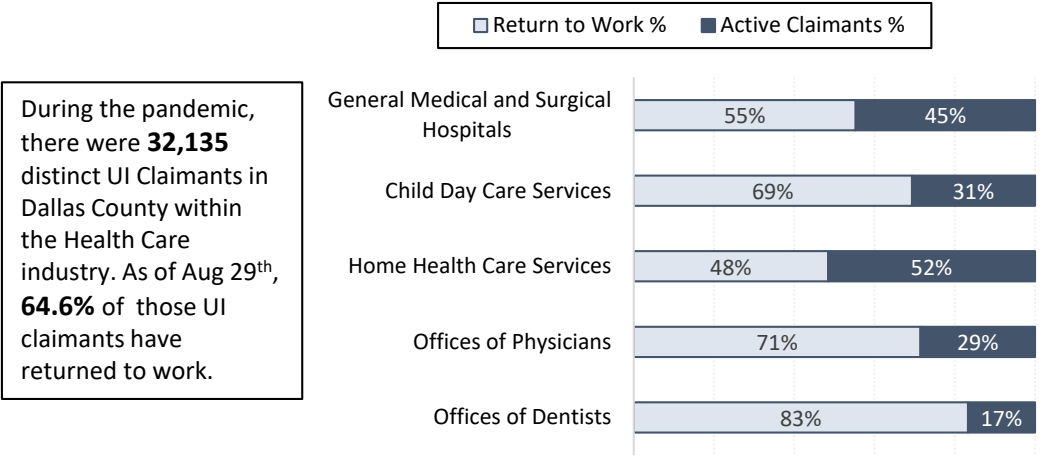
July 2021
Dallas County is within 7,155 jobs from the peak employment of February 2020

63.3%

Return to Work

Dallas County UI Claimants
Or, 247,046 since the pandemic began in March 2020

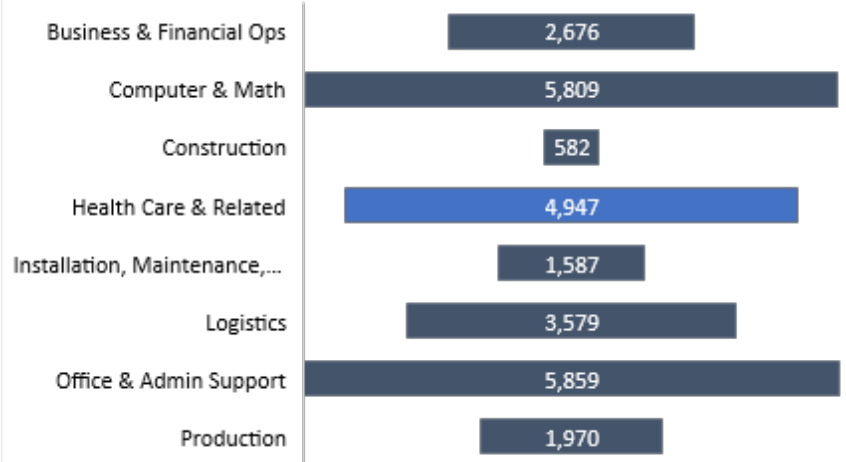
Dallas County – UI Claimants in the Health Care & Social Assistance Industry



During the pandemic, there were **32,135** distinct UI Claimants in Dallas County within the Health Care industry. As of Aug 29th, **64.6%** of those UI claimants have returned to work.

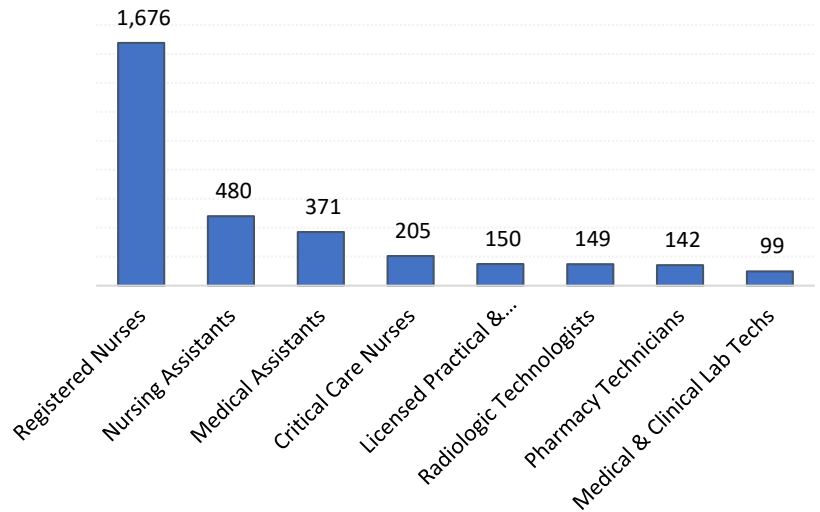
Source: TWC's LMCI Local Area Unemployment Statistics Program, PROMIS UI Claims

Dallas County – Latest 90 days Job Openings by Occupation Group



Source: Work-In-Texas, Latest 90 days June 10th – Sept. 7th.

Dallas County – Latest 90 days Job Openings Top Health Care & Related Occupations



Average Hourly Wages of Latest 90-day Job Openings

Registered Nurses	\$26.57
Nursing Assistants	\$11.01
Medical Assistants	\$12.51
Critical Care Nurses	\$26.62
Licensed Practical & Vocational Nurses	\$20.85
Radiologic Technologists	\$18.10
Pharmacy Technicians	\$12.72
Medical & Clinical Lab Techs	\$23.39

Source: Work-In-Texas, Latest 90 days June 10th – Sept. 7th.

Health Care – Worker Shortages

Demand for Health Care workers remains strong, specifically for Registered Nurses in Dallas County.

Demand:
During the latest 90-days, nearly **1,900** job openings have been posted for RN positions in Dallas County alone; a yearly aggregate of **7,500+** openings.

Supply:
Since 2016, DFW as a region produces **6,950** registered nurse graduates per year on average.

Source: EMSI, 2021.3

A. CONTRACTS AND AGREEMENTS

Annually, our funds are allocated and disbursed upon receipt of multiple grants. The Board's contracts with current contractors listed below will expire September 30th with exception of the child care quality contracts expiring on October 31st. Procurement requires that we review performance and compliance annually, and if acceptable, the contractor may be awarded funding for another year, up to three year renewals. We have reviewed and believe the contractors to be worthy of an additional year. The proposed budgets are based upon existing and enhanced services, past expenditure levels, available grant funds, and negotiated terms. The list below includes our proposed budget for fiscal year 2022 (October 1, 2021 through September 30, 2022):

I. FY2022 Equus Workforce Solutions (Workforce System Operations) Contract

Equus manages our 8 American Job Centers; and operates workforce programs throughout Dallas County. The proposed 12-month initial contract budget consists of approximate amounts for operations and pass-through funds for customer tuition and support. Based upon prior year expenditures, planned allocations and actual grants received from TWC at this time, as well as re-awarded remaining sums; we recommend specific amounts, indicated below. We have analyzed carryover and new allocations to determine 1) ongoing COVID costs (primarily staffing); 2) obligations in Individual Training Accounts to be paid; and 3) budget for new customer activities.

The incentive matrix will be presented at a later time as the state performance targets have not been incorporated into our grants by the Texas Workforce Commission. The chart below represents the FY2022 approximate amounts for Equus' initial contract budget:

Grant	2022 Initial Proposed Contract Budget
Workforce Innovation and Opportunity Act (WIOA) (Adult, Dislocated Worker, & Rapid Response)	\$4,000,000 + existing obligations for training
Temporary Assistant to Needy Families* (TANF)	\$5,000,000
SNAP E&T* (SNAP)	\$900,000
Non-Custodial Parent (NCP)	\$300,000
Trade Adjustment Assistance* (TAA)	\$375,000
Wagner-Peyser Employment Services* (ES) through December 31, 2021	\$471,902
Texas Veterans Commission*(TVC)	\$30,000
Reemployment Services and Eligibility Assessment** (RESEA)	\$730,000
TX34 – National Disaster Recovery Dislocated Worker – COVID-19** (NDW)	\$196,818
Sum of Approximate Contract Budget	\$12,003,720

* Grants not received, and will be contracted contingent upon receipt of grant.

**includes re-award of remaining sums with available new funds

II. FY2022 ChildCareGroup (Child Care Services) Contract

ChildCareGroup (CCG) provides the management and operations of child care services in Dallas County. Currently, CCG is managing over 14,000 children in care at nearly 500 child care locations. We continue to experience many changes in this program to assist jobseekers in getting back to work and providing upskilling opportunities. Staff proposes to increase the operational budget to allow CCG to build capacity in eligibility and financial personnel, and to improve cybersecurity. The FY2022 initial proposed contract budget consisting of operations and direct care funds in the amount of **\$130,700,000**:

- \$5,700,000 for operations
- \$79,000,000 for direct care services inclusive of child protective services funds
- \$46,000,000 for Service Industry Recovery (funds cover activities more than more year: target is 5,792)

The FY2022 performance target has not been determined at this time; however, the proposed target is 12,887 compared to FY2021 at 13,584 for the year to date average number of children served per day.

III. Renewal of Child Care Quality Contracts

The child care quality contracts expire on October 31st. Staff requests renewal of all quality contracts at approximately the same amounts, based on performance from the previous year and availability of funds. As TWC continues to incorporate new guidelines to the Texas Rising Star program, we will incorporate the changes as required and seek additional services, as necessary. We have existing contracts with **ChildCareGroup, Dallas College, First3Years and Camp Fire of Texas.**

IV. FY2022 Professional Service Contracts

The professional service agreements expiring at September 30th include services for fiscal compliance monitoring, program compliance monitoring, and technology management services.

Procurement was conducted for the technology management services; and only our current provider responded. QNet Information Services' proposal was evaluated and scored by a team of reviewers based on the criteria within the RFP. The chart below consists of the initial proposed contract budgets for FY2022 professional service providers:






Professional Service Providers	FY 2022 Initial Proposed Contract Budget
Christine H. Nguyen, CPA – Fiscal Compliance Monitoring	\$150,000
Juanita Forbes & Associates – Program Compliance Monitoring	\$165,000
QNet Information Services – Technology Management Services	\$450,000







RECOMMENDATION: Board authorization to contract for the FY 2022 for approximate budget amounts, as estimated above. Contracts include **Equus, ChildCareGroup, Child Care Quality, and Professional Services**, to be effective October 1, 2021 through September 30, 2022.

V. Workforce Programs – It is anticipated that there will be implementation strategies and decisions to be made prior to the October Board of Directors' meeting and/or lack of a quorum as a result of new initiatives/funding. We continue to hear of additional funding from the federal government. We were recently asked if we could be prepared to accept and initiate projects within the same month, without delay. Staff requests Board authorization for the President to take action on Department of Labor or Texas Workforce Commission offerings up to the January 2022 Board meeting for authorization of contracts, policies and re-contracting, as appropriate. These items will be discussed and returned to the Board for approval and ratification. If time permits, emergency meetings of the Board may be required.

RECOMMENDATION: Board action to authorize the President to contract and issue policy for workforce activities as appropriate, prior to the January board meeting and/or a lack of a quorum. These items will be returned to the Board for ratification, or emergency meetings will be called.

Quality Assurance and Oversight

	Review final with no issues		New Review
	Pending final review		Pending Report
	Review final with issues		

August – September WIOA Youth - Equus		Program Review: Status: Review in progress.
February – August 2021 SNAP – Equus		Program Review: Status: Review final
April – August 2021 CCG		Fiscal Review Status: Review in progress
April – August 2021 All programs - Equus		Fiscal Review Status: Review in progress.
June – July 2021 Choices - Equus		Program Review: Recommendations were made in the following areas: Eligibility, case management, TWIST Data Entry, support services. Status: Review completed. Pending contractor response.
July – August 2021 NDW - Equus		Program Review Status: Review completed. Pending report from TWC

TWC has informed the board by letter that they have removed the CAP regarding the SNAP program.