

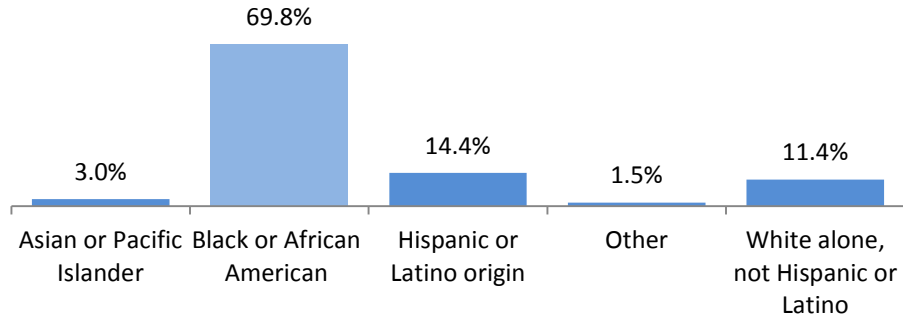
Workforce Solutions Greater Dallas System

Dallas County Demographics

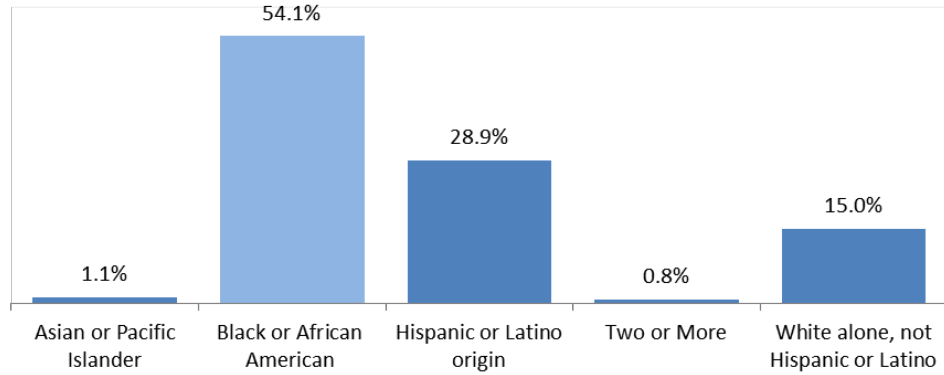
Dallas County Census Quick Facts July 2015	Census	Labor Force	WIT	TWIST	SNAP (families)*	Poverty*
Total	2,553,385	1,881,581	49,110	12,359	129,392	472,926
White alone, not Hispanic or Latino	30.60%	35.75%	25.98%	21.71%	14.80%	14%
Black or African American alone	23.10%	22.17%	52.78%	69.39%	41.50%	27.45%
American Indian and Alaska Native alone	1.10%	0.33%	1.62%	2.17%	0.60%	0.45%
Asian alone	6.20%	9.67%	3.09%	3.04%	3.10%	3.85%
Native Hawaiian and Other Pacific Islander alone	0.01%	0.08%		0.49%	0.10%	0.03%
Some other race alone		13.61%			9.90%	11.32%
Two or more races	1.80%	3.35%			2.80%	2.98%
Hispanic or Latino origin (of any race)	39.50%	56.67%	16.53%	17.47%	38.30%	51.28%

*ACS Survey, 2015 Estimate

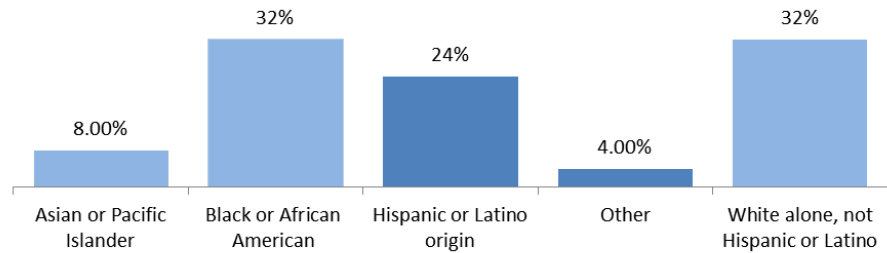
ResCare Dallas County Staff



ChildCare Group Staff



WFSDallas Board Staff



Workforce Solutions Greater Dallas System
Dallas County Demographics

WFS DALLAS VENDORS	PERIOD		HUB/WBE/Minority Owned	% HUB/WBE/MO
	1/1/16-4/30/17	% OF TOTAL SPENT		
QNET (technology)	\$ 403,679.71	30.04%	HUB	
ARC Government Solutions, Inc (computer purchase)	\$ 217,656.63	16.19%	HUB	
CHRISTINE NGUYEN (fiscal monitor)	\$ 168,651.53	12.55%	HUB	
JUANITA FORBES (program monitor)	\$ 157,776.10	11.74%	HUB	
Dell (computer purchase)	\$ 119,493.74	8.89%		
CROWE HORWATH (auditors)	\$ 109,750.00	8.17%	Minority Sub/\$ not available	
JOHN DICKEY-POLSINELLI (legal counsel)	\$ 68,934.85	5.13%		
ROCHELLE GLOVER DBA MAJESTIC MONEY MANAGEMENT	\$ 34,850.00	2.59%	HUB	
ARMSTRONG	\$ 18,137.28	1.35%		
DHD FILMS	\$ 13,337.50	0.99%	HUB	
TRAINING FOR HISPANICS IN THE WORKPLACE	\$ 6,967.50	0.52%		
SITTCOM, INC	\$ 3,760.00	0.28%		
JGR GROUP, LLC	\$ 3,600.00	0.27%		
JAMES EDWARD-JAMES ANDRION PHOTOGRAPHY	\$ 3,550.00	0.26%	HUB	
JOHN DICKEY-DYKEMA	\$ 2,335.50	0.17%		
LOOMSTEIN, ELLEN	\$ 2,250.00	0.17%		
CAROLE SHANNON DBA EQUIPPED TRAINING & SEMINAR SERV	\$ 1,350.00	0.10%	HUB/WBE	
GABRIELLE TREPAGNIER/DBA GT CONSULTING	\$ 1,350.00	0.10%	HUB/WBE	
VOLPERT, CHARLENE E.	\$ 936.00	0.07%	HUB/WBE	
SICO, DEANNA	\$ 900.00	0.07%	HUB/WBE	
JOY PERKINS	\$ 900.00	0.07%	HUBWBE	
RELEVANT KNOWLEDGE, INC	\$ 900.00	0.07%		
ANTHONY GILLIARD DBA EXECUTIVE FOCUS	\$ 610.00	0.05%	HUB	
KIJANA MARTIN	\$ 610.00	0.05%	HUB/WBE	
ACCESS! SEMINARS & CONSULTING	\$ 530.00	0.04%	HUB/WBE	
ALLIANCE AFFINITY GROUP	\$ 450.00	0.03%		
SUCCEEDING AT WORK	\$ 450.00	0.03%		
AMERICAN LANGUAGE TECHNOLOGIES	\$ 309.10	0.02%		
TOTAL	\$ 1,344,025.44	100.00%	\$ 789,030.84	58.71%