



Jobs ■ People ■ Community. . . Keeping Greater Dallas Working!

WORKFORCESOLUTIONS

G R E A T E R D A L L A S

*ACHIEVING COMPETITIVE SOLUTIONS...
FOR EMPLOYERS THROUGH QUALITY PEOPLE
AND FOR PEOPLE THROUGH QUALITY JOBS*

BOARD OF DIRECTORS MEETING **AUGUST 18, 2010**

*Dallas County Local Workforce Development Board
proudly serving Dallas
(1983-2010)*

**August 18, 2010 ■ 7:30 AM ■ DALLAS AREA RAPID TRANSIT
1401 PACIFIC AVE., 1ST FLOOR, DALLAS, TEXAS**

**Board of Directors Meeting
August 18, 2010 - 7:30 AM**

DART Board Room, 1401 Pacific Avenue, 1st Floor, Dallas, Texas 75202

Call to Order—Gilbert Gerst, Chairman

Public Comment

Declaration of Conflict of Interest

Chairman's Comments

Audit Committee Report – Acceptance of 2009 Annual Audit

Action

Consent Agenda

Action

- A. Review and Approval of June 16, 2010 Minutes
- B. Ratification of Additions to the Eligible Training Provider System List
- C. Approval of Other Customer Service Vendors
- D. Contracts
- E. Endorsement of External Grant Applications and Agreements
- F. Approval of Vendor Agreements and Purchases

Means, Ends and Expectations

Discussion/Action

- June Performance Report and Analysis
- June Financial Statements and Expenditure Report
- Contractors Reports
- Proposed Local Ends and Expectations

President's Briefing

- A. State and Legislative Updates
- B. Authorization of Contracts, Partnerships, and Agreements
 - Trade Adjustment Assistance
 - Recovery Act (Youth, Adult and Dislocated Worker)
 - TANF (Summer and Texas Back to Work)
 - Additional Assistance Dislocated Worker Funds
 - Workforce Investment Act (Youth, Adult and Dislocated Worker)
 - Facility Improvements (QNET)
 - National Emergency Grant - On the Job Training
 - External Program and Financial Monitors Procurement
 - Program Enhancements Procurement
- C. Policy
- D. Childcare/Childcare Quality
- E. Quality Assurance and Oversight
- F. Future Considerations

**Discussion
Action**

**Action
Action
Discussion/Action
Discussion/Action**

Closed Session – Meeting with Board Attorney; Closed Meeting Pursuant to §551.071 of Texas Open Meetings Act

General Discussion/Other Business

WORKFORCESOLUTIONS

G R E A T E R D A L L A S

Monthly Meeting Schedule

2010

January 20, 2010	Summer Break
February 17, 2010	August 18, 2010
Spring Break	September 15, 2010
April 21, 2010	October 20, 2010 <i>(Award Event & Election of Officers)</i>
May 19, 2010	November 17-19, 2010 <i>Texas Workforce Commission State Conference</i>
June 16, 2010	Winter Break

2011

Proposed Meeting Dates

January 19, 2011	Summer Break
February 16, 2011	August 17, 2011
Spring Break	September 21, 2011
April 20, 2011	October 19, 2011
May 18, 2011	November 16, 2011
June 15, 2011	Winter Break

2012

Proposed Meeting Dates

January 18, 2012	Summer Break
February 15, 2012	August 15, 2012
Spring Break	September 19, 2012
April 18, 2012	October 17, 2012
May 16, 2012	November 21, 2012
June 20, 2012	Winter Break

Unless otherwise noted, meetings will be held at the Dallas Area Rapid Transit (DART) Board Room, 1401 Pacific Avenue, First Floor.



WORKFORCESOLUTIONS

G R E A T E R D A L L A S

Board of Directors

Board officers: **Gilbert Gerst**, Chair
Patrick J. Aulson, Vice Chair
Linda Henrie, Ed.D., Treasurer

Laurie Bouillion Larrea, President
Connie Martinez, Secretary

Representing Private Sector

Patrick J. Aulson, HRsmart
Kenneth Bernstein, Ernst & Young LLP
Jorge Calderon, Capital One
Sandra Doyle, ATMOS Energy Corporation
Cathy Kusaka Fraser, Tenet Healthcare Corp
Gilbert Gerst, JPMorgan Chase Bank, NA
Stephen Hargrove, Hargrove Electric

James R. Nowlin III, Esq., Excel Global
Vernon R. Proctor, Mart, Inc.
Eddie Reeves, Reeves Strategy Group
Jill S. Rorschach, Citigroup, Inc.
Tom Sadler, Executive Press
Scott Smith, AT&T

Representing Education and Adult Basic Education/Continuing

Linda Henrie, Ed.D., Mesquite ISD
Wright L. Lassiter, Jr., Ed.D., Dallas County Community College District
Chris Skipper, Region X Educational Service Center

Community Based Organizations/ Organized Labor, including Child Care

Elaine Lantz, UAW Local 2320
Jay Fox, Baylor Health Care System
Martha Stowe, Vickery Meadow Youth Development Foundation
Rod Cuevas, Teamsters Local Union 745

Economic Development, Employment Services, Literacy, Texas Department of Human Services and Rehabilitation

Andrew F. Brown, United Way
Patti Clapp, Dallas Regional Chamber
Amy P. Cuellar, Health and Human Services Commission
Jay Klingelhoffer, Texas Workforce Commission
Rolinda Duran, Texas Department of Assistive and Rehabilitative Services

WORKFORCESOLUTIONS

G R E A T E R D A L L A S

Consent Item—A

Review and Approval of June 16, 2010 Meeting Minutes

<p>Directors Present</p> <p>Patrick J. Aulson, Vice Chairman Andrew F. Brown Jorge Calderon Amy P. Cuellar Rod Cuevas Jay Fox Cathy Kusaka Fraser Gilbert Gerst, Chairman</p>	<p>Linda Henrie, Ed.D., Treasurer Jay Klingelhoffer Wright L. Lassiter, Jr., Ed.D. Vernon Proctor Tom Sadler Scott Smith Martha Stowe</p>	<p>Directors Absent</p> <p>Jorge Calderon Rod Cuevas Jay Fox Linda Henrie, Ed.D., Treasurer Wright L. Lassiter, Jr., Ed.D. Vernon Proctor Chris Skipper</p>
---	---	--

MINUTES

Call To Order/Welcome

Pat Aulson, Vice Chairman, called the Board of Directors meeting to order at 7:36 am and welcomed everyone in attendance. A quorum was present. Gilbert Gerst, Chairman, joined the meeting later.

Public Comment

Dr. Susan Wyatt, DCCCD, spoke on behalf of Eastfield, Brookhaven, and Cedar Valley college campuses. These three colleges received funding from the ARRA Childcare Quality Improvement Initiative grant. The funds provided higher and continuing education and conference workshops for approximately 1,980 childcare givers and directors. They received over 30,000 hours of training and education. To show their thanks to the board, they created a poster board of various thank you letters for the board.

Declaration of Conflict of Interest – Dr. Wright Lassiter, Ed.D.

Chairman's Comments-none

2009 Annual Audit Update

Laurie Larrea introduced Dee Niles, from KPMG, who stated that due to the ARRA grants and stimulus funds, they have five programs to test instead of the usual two. Therefore, they proposed a fee increase from \$120,000 to \$145,000.

Consent Agenda

A. Review and Approval of May 19, 2010 Meeting Minutes

B. Ratification of Additions to the Eligible Training Provider System List

The Board received 31 applications from vendors to provide Workforce Investment Act training. Staff reviewed all applications with the addition of one training program:

It was recommended that the Board ratify the training program above. The programs not recommended were encouraged to resubmit.

Continental Truck Driver Training & Educations School	Tractor Trailer Basic	53-3032	\$3,578	200	\$17.89
---	-----------------------	---------	---------	-----	---------

Approval of Other Customer Service Vendors

Job Search/Career Transition Workshops and Assessment Services

The Vendor agreements listed below for job search/career transition workshops and assessment services are one year agreements with an opportunity for renewal based upon successful performance. Staff recommended extending the existing vendor agreements to continue providing job search/career transition workshops and assessment services:

Consent Item—A
Review and Approval of June 16 2010 Meeting Minutes

Effective June 17, 2010 through June 16, 2011

Maximum Motivation Training Systems, #CTS 09-19

Taylor Smith Consulting, LLC, #CTS 09-20

Whitmire Executive Solutions, #CTS 09-21

Effective August 19, 2010 through August 18, 2011

Access! Seminars & Consulting Services, #CTS 09-30

andre david & associates, inc., #CTS 09-31

Equipped Training and Seminar Service, #CTS 09-32

Mary Thrash dba Communication Mastery, #CTS 09-33

School of Money and Wealth, LLC, #CTS 09-34

It was recommended that the Board authorize the amendment of the existing vendor agreements listed above.

D. Contracts

I. ARRA Contract Extensions

Staff recommended a no-cost extension to the existing ARRA Adult and Dislocated Worker contracts listed below to continue providing services through September 30, 2010:

- o Arbor E&T , Workforce Center Contractor
- o Christine Nguyen, CPA, Financial Monitor
- o Juanita Forbes & Associates, Program Monitor

In addition, staff recommended extending the existing DCCCD-Class Size contract through July 31, 2010 to allow Cedar Valley College to continue providing training as part of the City of Dallas ARRA Adult project.

It was recommended that the Board authorize the amendment to the existing contracts as presented above.

II. Gulf Coast Trades Center WIA Youth Contract

Last month, Gulf Coast Trades Center (GCTC) voluntarily de-obligated funds due to a lack of referrals from Dallas County Juvenile Probation Department (DCJPD), the Texas Youth Commission (TYC) and/or the Texas Department of Family and Protective Services (DFPS). Within the month of May, GCTC received additional referrals and requested additional funds to serve these customers. Staff recommended amending GCTC's existing contract in the amount of \$10,080 through June 30, 2010.

It was recommended that the Board authorize the amendment of the existing contractor agreements above.

E. Endorsement of External Grant Applications and Agreements

Federal and State external funding sources often require review and support from the local workforce development board. Board staff evaluated grants for cost reasonableness, appropriateness of program activities, employer demand, and quality of outcomes. These applications occasionally request partnership and/or financial support. The following applications are presented to the board for endorsement this month and require no financial support from the board.

Dallas County Community College District, Brookhaven College's grant application for Skills Development Funding represents a partnership with Essilor, Inc. to provide skills training for 1266 existing employees and 100 projected new employees in job classifications such as accountants, business analyst, sales representatives, engineers, and managers. Additional pertinent SDF Project Information: Total grant request = \$280,161 Total Trainee Training Hours = 29,807 Total Trainee Number= 1366 (1266-jobs upgraded, 100—jobs created) Average cost per trainee=\$205.

F. Approval of Vendor Agreements and Purchases-None

Andy Brown made the motion to approve the consent agenda with Scott Smith seconding. The motion passed.

Means, Ends and Expectations

Laurie Larrea reviewed the April 2010 final release of the performance measures report and the expenditure report. We are meeting six measures, exceeding five measures, and failing six measures. Laurie also stated that the swipe card process at

Consent Item—A
Review and Approval of June 16, 2010 Meeting Minutes

the childcare centers is not working efficiently and the cards are not being mailed out in a timely manner. TWC did not de-obligate any funds; however the WIA Adult funds are not being spent fast enough. The City of Dallas is contacting us to do rapid response for potential layoffs.

President's Briefing

A. **State and Legislative Updates**—briefing provided to the board highlighting state and federal legislative updates including: 2010 Summer Youth Employment Program, Appropriations, Child Labor Law Revisions, and TWC Skills for Small Business Program.

B. Authorization of Contracts, Partnerships and Agreements

I. Texas Back-to-Work Initiative

In February 2010, the Board authorized an amendment to the ARBOR E&T contract for an amount not to exceed \$302,906 to provide services under the Texas Back to Work (TBTW) Initiative including employer incentives funded by Texas General Revenue funds. In April, an additional allocation was received and staff recommends amending the ARBOR E&T contract as shown below:

Funding Source	# to be Served	# Enrolled as of 6-7-10	Total Grant Award	Direct Program (Employer Incentives)	ARBOR E&T Administration & Operations	Total ARBOR Contract Amount
General Revenue	266	182	\$585,958	\$556,660	\$23,438	\$580,098
TWC Incremental Award was \$318,948				\$290,148	\$12,758	\$302,906
Recommended ARBOR amendment				\$266,512	\$10,680	\$205,192

On May 25, 2010, the Texas Workforce Commission issued a contract for a total of **\$6,160,000** in Recovery Act of 2009 Temporary Assistance for Needy Families (TANF) Emergency Contingency Funds (ECF) to provide TBTW services. The contract stipulates that administration and operations funds are limited to 10% and reimbursement is contingent upon expending the proportional amount of direct program funds. Failure to spend employer incentives will preclude the contractor's ability to be reimbursed for operating expenses. Because of the unusual budget requirements and the program implementation challenges experienced thus far, staff recommends an incremental award as outlined in the following chart:

Funding Source	# to be Served	# Enrolled as of 6-7-10	Direct Program (Employer Incentives)	ARBOR E&T Administration & Operations	Total ARBOR Contract Amount
TANF - Incremental Contract Amounts	500	27	1,000,000	70,000	1,070,000
	1,000		2,000,000	140,000	2,140,000
	1,500		3,000,000	210,000	3,210,000
	2,000		4,000,000	280,000	4,280,000
	2,800		\$5,600,000	\$392,000	\$5,992,000

It was recommended that the Board authorize the amendment to the ARBOR E&T contract to include, approximately, **\$205,192** in Texas General Revenue Funds. Board authorization to amend the ARBOR E&T contract to include, approximately, **\$5,992,000** in Recovery Act TANF Emergency Contingency funds to include admin & ops limitations identified above. All amendments will be for services through September 30, 2011 and will be retroactive to the date grant funds were received by the Board.

Linda Henrie made the motion to approve the above recommendation with Pat Aulson seconding. The motion passed.

II. TANF Summer

The Texas Workforce Commission released contracts on Friday, June 11 for the TANF Summer program at 77.6% of the total grant available with the remaining dollars available based on determination of continued need. A minor change that will be reflected within the contracts is how the administrative/program operations amounts are earned. The amounts earned are based on the wages paid to the summer youth. Assumption (\$8.00/hour for 30 hours/week for 9 weeks for 3,000).

Consent Item—A
Review and Approval of June 16, 2010 Meeting Minutes

Contractor – Number Served	Admin/Operation Budget		Wages		Total Grant Award	Grant Funds Available at 77.6%
Arbor Education and Training – 2,560	\$1,102,370*	12.79%	\$0	0%	\$1,102,370	\$855,439
Urban League - 120	\$51,714*	.6%	\$0	0%	\$51,714	\$40,130
Richland College - 320	\$138,766*	1.61%	\$0	0%	\$138,766	\$107,682
Unique – 3,000	\$287,875*	3.34%	\$6,464,250	75%	\$6,752,125	\$5,239,649
Administration (Monitors, IT, etc)	\$574,025*	6.66%	\$0	0%	\$574,025	\$445,443
Total	\$2,154,750*	25%	\$6,464,250	75%	\$8,619,000	\$6,688,344

*This is assuming planned numbers served.

It was recommended that the Board authorize the negotiation to contract with the entities listed above at cost not to exceed the proposed totals. Total grant funds will be awarded upon receipt of funds from the Texas Workforce Commission. **Andy Brown made the motion to approve the above recommendation with Amy Cuellar seconding. The motion passed with Dr. Wright Lassiter abstaining.**

III. Arbor Education and Training LLC

Workforce Investment Act (WIA) grants begins every year on July 1st. We officially received the WIA Adult and Dislocated Worker grants from the State; however, we only received one quarter of the funds. We are currently in negotiation with Arbor Education and Training to determine necessary operation and training costs to sustain them through September 30th. All unexpended Arbor June 30, 2010 contract dollars would be converted to ITA and support service funds to serve more customers. Based on a review of current operations, ITA expenditures and ITA carryover amounts, staff recommended the following:

	Operations	ITAs carry over and new		Transportation & Support Services	Total
WIA Adult	\$450,000	\$17,000	\$256,236	\$11,500	\$734,736
WIA DW	\$450,000	\$33,000	\$972,302	\$75,000	\$1,530,302

It was recommended that the Board authorize the negotiation with Arbor Education and Training at costs not to exceed amounts indicated above for the months of July – September 2010.

Dr. Wright Lassiter made the motion to approve the above recommendation with Scott Smith seconding. The motion passed.

IV. ARRA DCCCD Class-sized Contract

On June 30, 2010, the DCCCD ARRA Class-sized Contract ends. Staff recommended renegotiating and extending the Dallas County Community College District to fully spend the existing class-sized contract.

It was recommended that the Board authorize the renegotiation and extension of the Dallas County Community College District's class-sized contract through September 30, 2010.

Andy Brown made the motion to approve the above recommendation with Pat Aulson seconding. The motion passed with Dr. Wright Lassiter seconding.

V. ARRA Adult Funds

Currently, all contracts ended on July 31st for the City's Green Jobs Initiative. Staff recommended negotiating with Executive Focus and Green Jobs partners to extend their contracts for an additional month and add funds as available.

It was recommended that the Board authorize the extension of the contracts with Executive Focus and Green Jobs partners for an additional month and add funds as available.

Andy Brown made the motion to approve the above recommendation with Linda Henrie seconding. The motion passed with Dr. Wright Lassiter abstaining.

C. ARRA National Emergency Grant & On-the-Job Training Policy

The American Recovery and Reinvestment Act National Emergency Grant On-the-Job (OJT) Training program is a one-time opportunity to expand OJT activities to dislocated workers who have been laid-off since January 1, 2008. The program will allow workers the opportunity to return to the workplace and earn wages while adding new skills, learning new technologies,

Consent Item—A
Review and Approval of June 16, 2010 Meeting Minutes

and/or adding experience to meet the requirements of a new occupation or industry. A unique feature of the grant is its encouragement to collaborate and/or partner with local community based organizations that have experience in OJT programs such as the Dallas Urban League.

While the Texas Workforce Commission has yet to stipulate the extent of local flexibility in policy decision-making, staff is proposing consideration of the following program parameters to be used until guidance is provided.

1. Allowable On-the-Job (OJT) training includes:
 - a. Job specific, technical or occupational skills training.
 - b. Upgrading of basic job skills if a person is ARRA WIA eligible and has not been able to obtain employment or may be unable to retain employment or obtain a promotion necessary to ensure self-sufficiency because of a deficit in their skills capabilities.
2. Training must be in demand occupations as defined by the Board-approved Targeted Occupational List.
 - a. No more than **25%** of the total training to be provided shall consist of employability skills development. Such training must be combined with occupational skills training.
 - b. OJT is allowable as a sequenced or coupled training activity where justified in the participant's assessment and included in the individual service strategy. Where OJT is a sequenced activity, which follows institutional occupational skills training, the OJT must be for the attainment of skills requiring a minimum of 30 days of training.
3. Unallowable OJT training includes:
 - a. Orientation that the employer provides to all new hires.
 - b. Job specific skills training that are normally provided to all new hires.
 - c. Training on proprietary equipment, software or processes which would have to be provided to any new or promoted employee.
 - d. Training for skills the participant already has or has demonstrated proficiency in as evidenced by the participant's job or educational history.
 - e. Jobs which require a training period of less than 30 days.
 - f. Jobs paying less than \$13.65 (TWC Dislocated Worker Average Earnings rate.)
 - g. Jobs paying only a commission or piece rate, or jobs where the base salary, excluding commission is below minimum wage.
 - h. Jobs with employers or industries, which are seasonal or have a history of high turnover. This shall be defined to include jobs with **employers who have had less than a 75% retention rate**. In the event of mitigating circumstances relating to non-retention, a written request for waiver of this condition may be made to the President.
4. Maximum Length of Training
OJT contracts should not be written for jobs requiring less than 30 training days. OJT contracts, which exceed 6 months, should be reviewed every 90 days and the length of the training justified in writing in the participant file.
5. Maximum payment
 - a. Employer reimbursements may range between 50% up to 90% dependent upon the length of time in training and the skills the participant brings to the job. However, the employer reimbursement may not exceed 50% of the state's average wage rate.
 - b. Employers will only be entitled to the maximum reimbursement if participants are retained for 30 days following the completion of training. Should an employee be terminated or leaves voluntarily prior to completion of training, then only minimum reimbursement applicable to the time period worked would be allowed.
6. Employer Selection shall ensure:
 - o The conditions of employment are reasonable, and appropriate.
 - o Health and safety standards will be followed.
 - o Workers compensation insurance is provided.
 - o There will not be a displacement of currently employed workers.
 - o No individual is on layoff or has been terminated from the same or a similar position.
 - o An existing contract or collective bargaining agreement will not be impaired.
 - o The placement of the participant into an OJT with an employer will not infringe on the promotional opportunities of currently employed individuals.
 - o There has not been a relocation in the last 120 days
7. Employer Selection Limitations
 - a. Employers who have had a plant closing will not be eligible for an OJT for a period of sixty days following the plant closing. In the event of a lockout, strike, or other similar condition, the employer will not be eligible for an OJT until the situation is re-

Consent Item—A
Review and Approval of June 16, 2010 Meeting Minutes

solved.

b. Employers who have had a layoff will not be eligible for an OJT for a period of thirty days and is not eligible for an OJT in the job classifications or similar classifications in which the layoff took place.

8. Employer Referrals

a. Participants may be placed with employers for whom they have worked for in the past only in position substantially different and requiring different skills from those necessary in the prior position.

b. Employer referrals commonly referred to as reverse referrals, are allowable, as long as, the participants have completed objective assessment and have received information about the full array of services available.

c. Where a participant is employed, or has been hired by the employer prior to the contract start date an employer referral is prohibited and an OJT contract with that employer for that participant may not be executed. In cases where the participant is employed, consideration can be given to an upgrade OJT where there will be a significant wage increase.

d. Employers wanting more than ten (10) OJT placements concurrently or consecutively will be reviewed appropriateness of the request and availability of resources to serve the broader employer community.

It was recommended that the Board authorize the adoption of the policies listed above for both WIA and ARRA-NEG On-the-Job Training Programs. Based upon grant requirements, Board authorization to partner with or procure a local community based organization or other provider to manage the program. All contracts will be presented in August for ratification.

Cathy Fraser made the motion to approve the above recommendation with Scott Smith seconding. The motion passed.

Childcare/Childcare Quality

At the May Board meeting, staff was directed to pursue additional information for child care quality options and explore a methodology for the distribution of tools (computers). The Board procured several child care quality partners which include: ChildCareGroup, Easter Seals of North Texas, Launchability, and Dallas County Community College District. Dallas was approved to receive an additional \$1.6 million in child care quality dollars. This brought the total dollars available to approximately \$2 million which must be spent by December 2010. The following includes a menu of current quality options and a new quality proposal by the ChildCareGroup:

Professional Development– Child Care Providers

ChildCareGroup (CCG) offers child care workers 1) core child care knowledge/skills training, 2) expanded content specialized training with mentoring, 3) specialized training towards earning Texas Rising Star, 4) health and safety certification, 5) teacher-family partnership for literacy learning, 6) professional development: preschool early language and literacy training and toddler TEEM training, 7) training of trainers and 8) website information of training opportunities funded with ARRA. Focused on building relationships with the 830 CCA providers, CCG coordinates information sharing and recruitment activities with DCCCD campuses (Eastfield, Brookhaven and Cedar Valley). Participants are coached toward enrolling in college credit courses and continuing education classes leading towards an Associate of Applied Science degree in Child Development, certifications such as Child Development Associate, college skills achievement awards and certificates, as well as continuing education units. Pre-school Early Language and Literacy training is available and presented by The State Center for Early Childhood Development/Children's Learning Institute making state of the art training available to child care providers which assists in enhancing school readiness skills of children in their care.

ChildCareGroup proposes the following ideas:

1. Offering 110 licensed child care centers one computer each with loaded software (Microsoft Office Professional and Pro-Care—which includes tracking of parent fees, child health records and immunizations). These providers would be selected based on a review of children by zip code. The highest numbers by zip code include: 75217 (712 children), 75243 (711 children), 75216 (708 children), 75228 (678 children), and 75241 (662 children).
2. Partner with LIFT – to offer basic adult literacy training for child care providers and possibly parents who receive child care subsidies. Child care providers with limited literacy skills need this support in order to teach basic language and preliteracy skills to young children and also to ensure their safety.
3. Partner with Dallas After School Network to provide support/training for after school and summer providers to help them meet the newly developed licensing standards for after school providers (they will be released by the end of the summer)
4. Partner with Texas Association for Infant Mental Health to provide infant/toddler caregiver certification training
5. Texas Early Education Model (TEEM) expansion—provides a basis for early childhood education.
6. Assistance for additional Texas School Ready Certified child care centers- a program that certifies preschool education classrooms that effectively prepared their students for kindergarten. **Dallas County Community College District (Eastfield College, Brookhaven and Cedar Valley Colleges)** offers comprehensive child care training to enhance the qualifications and skills of child care providers throughout Dallas County. DCCCD offers college credit courses and continuing education classes leading towards the Associate of Applied Science degree in Child Development. Courses are offered on and off campus as well as using various methods of online instruction, webinars and hybrid

Consent Item—A

Review and Approval of June 16, 2010 Meeting Minutes

classes. An internship or CO-OP course is included as part of each specialized series of credit courses, which allows the instructor to provide on-site technical assistance and coaching for each student.

Launchability offers within the Early Childhood Intervention program provides therapies, resources, and support to babies and toddlers with developmental delays or disabilities, to help them reach their maximum potential to be successful in school. In addition, training is provided to childcare providers through "Child Care Champions", a multi-faceted project that incorporates training, networking, technological resources and reflective practice into a comprehensive tool to enhance the quality of available child care.

Easter Seals of North Texas provides a comprehensive training and support program to equip regulated providers with the knowledge, skills and abilities to better care for children. Easter Seals of North Texas offers a four step process which includes: Outreach, Training/Technical Assistance, Creating and Sustaining Parent and Provider Support Activities, and Coordinating Transition Services and Inclusion Support.

It was recommended that the Board approve the negotiation with the current child care quality contractors to explore innovative and on-duplicative quality strategies for the available quality dollars. We do not anticipate fully obligating the new funds. New recommendations will be presented to the Board in August along with ratification of contract amendments for this action. Martha Stowe commented that we should look at the providers' rate increases. Cathy Fraser suggested that we look at private companies, and Pat Aulson wants to see a matrix on staff turnovers at the centers.

Martha Stowe made the motion to table this recommendation until the August 18, 2010 meeting with Rod Cuevas seconding. The motion passed.

E. Quality Assurance and Oversight

The monitoring reports were reviewed.

F. Future Considerations - None

General Discussion/Other Business – None

Adjourn

The meeting adjourned at 9:19 am.

WORKFORCE SOLUTIONS GREATER DALLAS

Consent Agenda - Item B Ratification of Additions to the Eligible Training Provider System List

Eligible Training Provider System

WFSDallas received fourteen (14) vendor applications to provide Workforce Investment Act training. After careful review, staff recommends the addition of five (5) of the training programs:

ITA VENDORS RECOMMENDED BY BOARD

PROPRIETARY NAME/ADDRESS	COURSE	ONET CODE	COST	HOURS	COST PER CONTACT HOUR
Everest College 300 Six Flags Drive Arlington, Texas 76011	Residential HVAC	49-9021	\$14,700	720	\$20.42
Everest College 300 Six Flags Drive Arlington, Texas 76011	Electrical Technician	17-3023	\$14,700	720	\$20.42
Texas Career Institute 9585 Scyene Rd Suite J Dallas, TX 75227	Pharmacy Technician/Assistant	29-2052	\$7,000	200	\$35.00
Texas Career Institute 9585 Scyene Rd Suite J Dallas, TX 75227	Medical Secretary	43-6013	\$5,000	200	\$25.00
Iverson Business School and Court Reporting 1601 Ivy Lane Arlington, TX 76011	Surgical Technologist	29-2055	\$15,000	1,190	\$12.61

Recommendation: Board ratification of the training programs listed above. Programs not recommended will be encouraged to resubmit.

PROGRAMS NOT RECOMMENDED

Concorde Career Institute 600 E. Lamar, Ste. 200 Arlington, TX 76011	Vocational Nursing (Day)	29-2061	\$24,521	1,600	\$15.21
Concorde Career Institute 600 E. Lamar, Ste. 200 Arlington, TX 76011	Vocational Nursing Program (Evening)	29-2061	26,231	1,600	\$16.45
Concorde Career Institute 600 E. Lamar, Ste. 200 Arlington, TX 76011	Surgical Technology	29-2055	\$15,900	1,220	\$13.03
HealthCare Careers Institute 1301 West Parker Rd. Plano, TX 75023	Nurse Aide	31-1012	\$1,150	70	\$16.43
DFW Career Training Corp. 1222 E. Arapaho Road Suite 320 Richardson, TX 75081	Seminar: Cisco Certified Network Associate	15-1081	\$2,499.99	60	\$41.67
DFW Career Training Corp. 1222 E. Arapaho Road Suite 320 Richardson, TX 75081	Seminar: Texas Instruments MSP430 Microcontroller Assembly and C programming	17-2061	\$989.42	36	\$27.48
Universal Technical Institute of Northern Tx 8700 Freeport Irving, TX 75063	Automotive Technology II	49-3023	\$28,415	1383	\$20.55
Universal Technical Institute of Northern Tx 8700 Freeport Irving, TX 75063	Automotive & Diesel Technology	49-3031	\$35,265	2039	\$17.30
Health Initiatives Learning Center 5301 Broadway Street Galveston, TX 77551	Nurse Aide	31-1012	\$957	75	\$12.76

WORKFORCESOLUTIONS

G R E A T E R D A L L A S

Consent Item—C *Approval of Other Customer Service Vendors*

I. Job Search/Career Transition Workshops and Assessment Services

The Vendor agreements listed below for job search/career transition workshops and assessment services are one year agreements with an opportunity for renewal based upon successful performance. Staff recommends extending the existing Vendor agreements to continue providing job search/career transition workshops and assessment services:

Effective September 16, 2010 through September 15, 2011

Taylor Smith Consulting, LLC, #CTS 09-20

Whitmire Executive Solutions, #CTS 09-21

Recommendation: Board authorization to amend the existing Vendor agreements listed above.

II. ST/Prevocational Training Providers

One proposal was submitted in response to the Short-term/Prevocational Training Providers open procurement for ESL from: **Educational and Cultural Interactions, Inc., Dallas**. The proposal did not meet the Board's required threshold (70 points or above) in consideration for adding to the approved list of ST/Prevocational Training Providers. Staff has no recommendation at this time.

III. Job Search/Career Transition Seminar, Workshop and Assessment Services

One proposal was submitted for the Job Search/Career Transition Seminar, Workshop and Assessment Services issued on February 2, 2010, from: **Money Management International, Inc., Fort Worth**, to provide Credit Reports and Credit Scores, Managing Income and Expenses, and When the Income Decreases, but the Bills Don't. The proposal did not meet the Board's required threshold (70 points or above) in consideration for adding to the list of Job Search/Career Transition Seminar, Workshop and Assessment Services Providers. Staff has no recommendation at this time.

WORKFORCESOLUTIONS

G R E A T E R D A L L A S

Consent Item—D

ARRA Adult Funds

In June, staff recommended negotiating with Executive Focus and Green Jobs partners to extend their contracts for additional time and funds based upon availability. After successful negotiations, staff recommends ratification of the following contracts:

- **Executive Focus** – extending the existing contract through September 30, 2010 adding \$60,817 to cover cost of continuing job placement assistance services for the Green Jobs initiative project.
- **DCCCD-Cedar Valley College** – extending the existing contract for current worker training (Statewide Activity funds) through September 30, 2010.

Recommendation: Board authorization to ratify amendments to the existing contracts with Executive Focus and DCCCD-CVC as presented above.

WORKFORCESOLUTIONS

G R E A T E R D A L L A S

Consent Item—E *Endorsement of External Grant Applications and Agreements*

There's no grant applications for recommendation this month.

Consent Item—F *Vendor Agreements*

Vendor Services' List

Workforce Solutions Greater Dallas (WSGD) maintains a Vendor list for services resulting from the Request for Quotes (RFQ) for Vendor Services issued October 27, 2008. The RFQ for Vendor Services is an open procurement that allows services and pricing to remain on the list for 12-months. After 12-months, the Board retains the option to extend any selected vendor for up to two additional years contingent upon satisfaction and agreed pricing. The vendor indicated below will reach the 12-months status and will qualify for a service extension. The vendor wishes to be retained on the Vendors' list at same pricing level approved last year. Staff has been satisfied with the quality of service delivered. The following vendors are recommended for renewal or addition to the vendor services' list:

Environmental Control Systems Service
New Generation Mechanical, LLC, Dallas













Courier Service
Special Delivery Service, Inc., Dallas

Interpreting Service
Deaf Action Center, Dallas

Painting Service
Crest Painting, Dallas


RECOMMENDATION: Board authorization for the addition of the above presented vendors to the approved Vendors' list to provide services on an as-needed basis.



**Means, Ends, and Expectations Appendices
Performance - June 2010 Final Release**


		Current Performance	Year End Performance
Average Number of Children Served per Day - ARRA	Sept. 2009 YTD N/A	Ranked 3 out of 28	
Performance Target	1,987		N/A
Actual Performance	2,091		
Percent of Target	105.23%		
Definition –The average number of children in care during the time frame for ARRA.		Comments: None	
Claimant Reemployment	Sept. 2009 YTD 59.96%	Ranked 27 out of 28	
Performance Target	66.90%		
Actual Performance	48.18%		
Percent of Target	72.02%		
Definition –The percent of Unemployment Insurance claimants re-employed in the calendar quarter that they received their initial payment.		Comments: None	
Claimant Reemployment within 10 weeks	Sept. 2009 YTD 41.86%	Ranked 20 out of 28	
Performance Target	50.24%		
Actual Performance	40.96%		
Percent of Target	81.53%		
Definition – The percent of Unemployment Insurance claimants that are re-employed within 10 weeks of filing an Unemployment Insurance Claim.		Comments: None	
Staff Assisted Entered Employment	Sept. 2009 YTD 77.96%	Ranked 27 out of 28	
Performance Target	80.00%		
Actual Performance	68.60%		
Percent of Target	85.75%		
Definition –The percent of program customers who were unemployed and found employment with the help of Workforce Centers		Comments: None	
WIA Youth Attainment of Degree/Certificate	Sept. 2009 YTD 49.79%	Ranked 24 out of 28	
Performance Target	53.00%		
Actual Performance	45.62%		
Percent of Target	86.08%		
Definition –The percent of youth who obtain a degree or credential three quarters after exiting the program		Comments: None	
Choices Two Parent Participation Rate	Sept. 2009 YTD 62.95%	Ranked 17 out of 28	
Performance Target	56.21%		N/A
Actual Performance	51.59%		
Percent of Target	91.78%		
Definition –The percent of TANF two parent families meeting Choices participation requirements.		Comments: None	
At Risk Employment Retention	Sept. 2009 YTD N/A	Ranked 20 out of 28	
Performance Target	76.00%		
Actual Performance	71.14%		
Percent of Target	93.61%		
Definition –The percent of program customers who were in the entered employment measure who stayed on their job for two quarters after hire.		Comments: None	


Means, Ends, and Expectations Appendices



Performance - June 2010 Final Release

		Current Performance	Year End Performance
Choices Single Parent Family- TX Mandatories Participation Rate	Sept. 2009 YTD 52.18%	Ranked 15 out of 28	
Performance Target	50.88%		N/A
Actual Performance	48.52%		
Percent of Target	95.36%		
Definition –The percent of single parent Tx Mandatories TANF families meeting Choices participation requirements.		Comments: None	

WIA Youth Placement in Employment/Edu.	Sept. 2009 YTD 58.26%	Ranked 23 out of 28	
Performance Target	58.00%		
Actual Performance	55.39%		
Percent of Target	95.50%		
Definition –The percent of youth who are employed or in post secondary education one quarter after exiting the program.		Comments: None	


Market Share	Sept. 2009 YTD 26.05%	Ranked 23 out of 28	
Performance Target	25.26%		N/A
Actual Performance	24.73%		
Percent of Target	97.90%		
Definition –The ratio of employers served in Dallas County with (job orders, site recruitment, rapid response and LMI) to the total employers in Dallas County		Comments: YTD Target Meeting, Rolling Measure will catch up close to end of period.	


Average Number of Children Served per Day	Sept. 2009 YTD 10,776	Ranked 10 out of 28	
Performance Target	10,659		N/A
Actual Performance	10,491		
Percent of Target	101.66%		
Definition –The average number of children in care during the time frame		Comments: None	



Total Job Seekers Educational Achievement	Sept. 2009 YTD 84.75%	Ranked 12 out of 28	
Performance Target	80.00%		
Actual Performance	83.55%		
Percent of Target	104.44%		
Definition –The percent of program customers enrolled in activities to achieve a credential that receive it three quarters after exit.		Comments: None	



Means, Ends, and Expectations Appendices


Performance - June 2010 Final Release





		Current Performance	Year End Performance
Project RIO Customers Served	Sept. 2009 YTD 5,632	Ranked 23 out of 28	
Performance Target	5,896		N/A
Actual Performance	6,301		
Percent of Target	106.87%		
Definition – The number of Project RIO Clients that are served.		Comments: None	

Staff-Created Job Openings Filled	Sept. 2009 YTD 95.05%	Ranked 8 out of 28	
Performance Target	75.00%		N/A
Actual Performance	85.83%		
Percent of Target	114.44%		
Definition –The percent of Job Openings received and entered by staff in Work In Texas that are filled.		Comments: None	

WIA Youth Stimulus in Summer Employment	Sept. 2009 YTD N/A	Ranked 26 out of 28	
Performance Target	1416		
Actual Performance	1701		
Percent of Target	120.13%		
Definition –The number of Stimulus Youth enrolled in the Summer Work Experience.		Comments: None	

Youth Literacy & Numeracy Gains	Sept. 2009 YTD 47.36%	Ranked 19 out of 28	
Performance Target	35.00%		
Actual Performance	44.83%		
Percent of Target	128.09%		
Definition –The percent of out-of-school WIA Youth who are basic skills deficient who increase one or more Educational Levels by the end of a year of participation in WIA.		Comments: None	

Choices Single Parent Family- TX NonMandatories Participation Rate	Sept. 2009 YTD 21.36%	Ranked 6 out of 28	
Performance Target	12.67%		N/A
Actual Performance	20.88%		
Percent of Target	164.80%		
Definition –The percent of single parent NonMandatories TANF families meeting Choices participation requirements.		Comments: None	

-  = Best in Class (top five)
-  = Exceeding
-  = Meeting
-  = Failing

BOARD SUMMARY REPORT - CONTRACTED MEASURES

Rolling Performance Periods*

BOARD NAME: **DALLAS**

FINAL RELEASE
As Originally Published 8/4/2010
JUNE 2010 REPORT

Status Summary		With Positive Performance (+P):	Meeting Performance (MP):	With Negative Performance (-P):	% +P & MP											
Contracted Measures		6	5	6	64.71%											
Source	Measure	Status	% Current Target	Current Target	EOY Target	Current Perf.	One Year Earlier	Two Years Earlier	YTD Num	YTD Den	QTR 1	QTR 2	QTR 3	QTR 4	From	To

Reemployment and Employer Engagement Measures

TWC	Claimant Reemployment	-P	72.02%	66.90%	66.90%	48.18%	60.02%	65.11%	36,898	76,583	48.09%	47.51%	47.98%	49.27%	10/08	9/09
TWC	Claimant Reemployment within 10 Weeks	-P	81.53%	50.24%	54.00%	40.96%	45.80%	57.32%	27,638	67,470	38.89%	43.54%	40.11%	41.56%	4/09	3/10
TWC	Staff-Created Job Openings Filled	+P	114.44%	75.00%	75.00%	85.83%	95.21%	84.99%	8,027	9,352	95.76%	81.23%	81.75%	87.34%	4/09	3/10
TWC	Market Share	MP	97.90%	25.26%	25.00%	24.73%	24.49%	20.35%	16,645	67,307	8.06%	7.58%	10.19%	8.93%	7/09	6/10

Common Measures - Outcomes

TWC 1	Staff-Assisted Entered Employment (State Reporting)	-P	85.75%	80.00%	80.00%	68.60%	78.01%	79.17%	81,981	119,511	74.61%	70.54%	66.46%	65.15%	10/08	9/09
LBB-NK 2	At Risk Employment Retention	-P	93.61%	76.00%	76.00%	71.14%	76.23%	78.37%	15,233	21,414	69.70%	68.86%	73.63%	73.00%	4/08	3/09
LBB-NK	Total Job Seekers Educational Achievement	MP	104.44%	80.00%	80.00%	83.55%	84.99%	84.50%	2,240	2,681	71.24%	76.60%	70.02%	92.01%	10/08	9/09
DOL-C	WIA Youth Placement in Employment/Education	MP	95.50%	58.00%	58.00%	55.39%	58.20%	56.95%	601	1,085	45.93%	58.39%	61.46%	57.35%	10/08	9/09
DOL-C	WIA Youth Attainment of Degree/Certificate	-P	86.08%	53.00%	53.00%	45.62%	50.61%	46.36%	458	1,004	47.08%	54.41%	31.52%	52.45%	10/08	9/09
DOL-C	WIA Youth Literacy/Numeracy Gains	+P	128.09%	35.00%	35.00%	44.83%	47.28%	41.97%	321	716	55.62%	48.11%	41.71%	38.58%	7/09	6/10

1. Performance now includes outcomes customers who all exited after the recession began to seriously impact the Texas labor market as measured by a significant increase in the unemployment rate.

2. Performance includes outcomes for the first 2 quarters of customers who exited after the recession began to seriously impact the Texas labor market as measured by a significant increase in the unemployment rate.

Program Participation Measures

TWC 3	Avg Choices Single Parent Participation Rate - Tx Mandatories	MP	95.36%	50.88%	50.00%	48.52%	49.44%	48.50%	738	1,533	53.54%	50.18%	47.36%	43.00%	7/09	6/10
TWC 3	Avg Choices Single Parent Participation Rate - Tx NonMandatories	+P	164.80%	12.67%	10.00%	20.88%	20.48%	14.01%	82	392	20.66%	22.17%	20.98%	19.69%	7/09	6/10
LBB-NK 3	Avg Choices Two Parent Participation Rate	-P	91.78%	56.21%	55.00%	51.59%	62.21%	64.66%	32	63	59.82%	55.91%	49.23%	41.40%	7/09	6/10
LBB-K	Project RIO Served	+P	106.87%	5,896	5,984	6,301	4,968	3,932	-----	-----	2,612	2,344	2,379	2,214	7/09	6/10
TWC 4	WIA Youth Stimulus in Summer Employment	+P	120.13%	1,416	1,416	1,701	n/a	n/a	-----	-----	-----	-----	-----	-----	5/09	3/10
TWC 5	Avg # Children Served Per Day - Combined	MP	101.66%	10,659	10,491	10,836	10,480	11,677	2,828,135	261	11,173	10,731	10,734	10,700	7/09	6/10
TWC 5,6	Avg # Children Served Per Day - ARRA	+P	105.23%	1,987	1,585	2,091	-----	-----	545,855	261	-----	-----	-----	-----	7/09	6/10

* Where Rolling data is not available, YTD or ARRA Grant Period data is indicated where possible. These instances are highlighted via shading/bold font in the 'From/To' columns.

BOARD SUMMARY REPORT - CONTRACTED MEASURES

Year-to-Date Performance Periods*

BOARD NAME: **DALLAS**

FINAL RELEASE
As Originally Published 8/4/2010
JUNE 2010 REPORT

Status Summary		With Positive Performance (+P):	Meeting Performance (MP):	With Negative Performance (-P):	% +P & MP										
Contracted Measures		6	4	7	58.82%										
Source	Measure	Status	% Current Target	Current Target	EOY Target	Current Perf.	Prior Year End	2 Years Ago YE	YTD Num YTD Den	QTR 1	QTR 2	QTR 3	QTR 4	From	To

Reemployment and Employer Engagement Measures

TWC	Claimant Reemployment	-P	72.02%	66.90%	66.90%	48.18%	60.02%	65.11%	36,898 76,583	48.09%	47.51%	47.98%	49.27%	10/08	9/09
TWC	Claimant Reemployment within 10 Weeks	-P	77.39%	54.00%	54.00%	41.79%	42.94%	56.42%	20,137 48,181	43.54%	40.11%	41.56%		7/09	3/10
TWC	Staff-Created Job Openings Filled	+P	114.44%	75.00%	75.00%	85.83%	95.21%	84.99%	8,027 9,352	95.76%	81.23%	81.75%	87.34%	4/09	3/10
TWC	Market Share	+P	107.30%	19.32%	25.00%	20.73%	26.05%	21.39%	13,952 67,310	7.58%	10.19%	8.93%		10/09	6/10

Common Measures - Outcomes

TWC 1	Staff-Assisted Entered Employment (State Reporting)	-P	85.75%	80.00%	80.00%	68.60%	78.01%	79.17%	81,981 119,511	74.61%	70.54%	66.46%	65.15%	10/08	9/09
LBB-NK 2	At Risk Employment Retention	-P	93.61%	76.00%	76.00%	71.14%	76.23%	78.37%	15,233 21,414	69.70%	68.86%	73.63%	73.00%	4/08	3/09
LBB-NK	Total Job Seekers Educational Achievement	MP	104.44%	80.00%	80.00%	83.55%	84.99%	84.50%	2,240 2,681	71.24%	76.60%	70.02%	92.01%	10/08	9/09
DOL-C	WIA Youth Placement in Employment/Education	MP	95.50%	58.00%	58.00%	55.39%	58.20%	56.95%	601 1,085	45.93%	58.39%	61.46%	57.35%	10/08	9/09
DOL-C	WIA Youth Attainment of Degree/Certificate	-P	86.08%	53.00%	53.00%	45.62%	50.61%	46.36%	458 1,004	47.08%	54.41%	31.52%	52.45%	10/08	9/09
DOL-C	WIA Youth Literacy/Numeracy Gains	+P	128.09%	35.00%	35.00%	44.83%	47.28%	41.97%	321 716	55.62%	48.11%	41.71%	38.58%	7/09	6/10

1. Performance now includes outcomes customers who all exited after the recession began to seriously impact the Texas labor market as measured by a significant increase in the unemployment rate.
2. Performance includes outcomes for the first 2 quarters of customers who exited after the recession began to seriously impact the Texas labor market as measured by a significant increase in the unemployment rate.

Program Participation Measures

TWC 3	Avg Choices Single Parent Participation Rate - Tx Mandatories	-P	93.70%	50.00%	50.00%	46.85%	52.11%	46.06%	755 1,617	50.18%	47.36%	43.00%		10/09	6/10
TWC 3	Avg Choices Single Parent Participation Rate - Tx NonMandatories	+P	209.50%	10.00%	10.00%	20.95%	21.37%	14.91%	85 404	22.17%	20.98%	19.69%		10/09	6/10
LBB-NK 3	Avg Choices Two Parent Participation Rate	-P	88.82%	55.00%	55.00%	48.85%	62.00%	60.37%	32 66	55.91%	49.23%	41.40%		10/09	6/10
LBB-K	Project RIO Served	MP	104.40%	4,724	5,984	4,932	5,632	4,027	----- -----	2,344	2,379	2,214		10/09	6/10
TWC 4	WIA Youth Stimulus in Summer Employment	+P	120.13%	1,416	1,416	1,701	n/a	n/a	----- -----	-----	-----	-----	-----	5/09	3/10
TWC 5	Avg # Children Served Per Day - Combined	MP	102.20%	10,491	10,491	10,722	10,784	11,089	2,090,727 195	10,731	10,734	10,700		10/09	6/10
TWC 5,6	Avg # Children Served Per Day - ARRA	+P	105.23%	1,987	1,585	2,091	-----	-----	545,855 261	-----	-----	-----	-----	7/09	6/10

* Where YTD data is not available, Rolling or ARRA Grant Period data is indicated where possible. These instances are highlighted via shading/bold font in the 'From/To' columns.

JUNE 2010 REPORT

Measure	Category 1: Claimant Reemployment						Category 2: Choices Participation								Category 3: Child Care Admin Ops Expenditure Rate		Category 4: Change in Child Care Administrative Operations Expenditure Rate					
	Claimant Reemployment		Reemployment within 10 Weeks				Single Parent Tx Mandatory		Single Parent Tx Non-Mandatory		Two-Parent Families											
	50%		50%				33%		34%		33%											
Measure Weight	Current Perf.	Rank	Current Perf.	Rank	Weighted Rank	Overall Ranking*	% Curr Tgt	Rank	% Curr Tgt	Rank	% Curr Tgt	Rank	Weighted Rank	Overall Ranking*	Current Perf.	Rank	BCY 09 Year End	Current Perf.	% Change.	Rank		
Quartile 1																						
Brazos Valley	50.46%	6	43.48%	4	5	6	89.25%	3	156.94%	2	104.87%	3	2.66	2	17.80%	4	16.46%	17.80%	8.14%	7		
Concho Valley	57.03%	1	53.12%	1	1	1	82.99%	5	114.93%	3	44.74%	7	4.98	5	22.97%	7	23.19%	22.97%	-0.95%	6		
Golden Crescent	48.26%	7	42.28%	7	7	7	119.63%	1	170.95%	1	124.29%	1	1	1	14.66%	3	18.25%	14.66%	-19.67%	2		
Middle Rio	53.22%	4	43.18%	5	4.5	4	104.67%	2	105.97%	4	95.76%	4	3.34	3	14.56%	2	15.24%	14.56%	-4.46%	5		
North East	54.42%	2	46.87%	2	2	2	63.24%	7	83.02%	7	56.17%	6	6.67	7	18.16%	5	19.24%	18.16%	-5.61%	4		
North Texas	52.31%	5	44.54%	3	4	3	78.19%	6	97.40%	6	67.46%	5	5.67	6	20.08%	6	23.30%	20.08%	-13.82%	3		
Texoma	54.03%	3	42.61%	6	4.5	4	86.44%	4	102.56%	5	108.05%	2	3.68	4	11.10%	1	14.78%	11.10%	-24.90%	1		
Quartile 2																						
Deep East	51.83%	5	46.81%	6	5.5	6	99.33%	3	85.73%	6	69.22%	4	4.35	4	15.78%	3	15.43%	15.78%	2.27%	5		
Heart of Texas	59.24%	2	47.35%	5	3.5	3	63.78%	6	105.08%	5	60.94%	6	5.66	6	16.89%	5	16.94%	16.89%	-0.30%	4		
Panhandle	54.26%	4	50.02%	2	3	2	103.08%	2	174.30%	1	102.85%	2	1.66	2	14.04%	2	14.71%	14.04%	-4.55%	3		
Permian Basin	50.10%	6	47.90%	3	4.5	5	60.25%	7	73.00%	7	59.92%	7	7	7	16.61%	4	19.08%	16.61%	-12.95%	1		
South Texas	45.07%	7	43.46%	7	7	7	109.94%	1	120.80%	2	117.99%	1	1.34	1	13.80%	1	14.57%	13.80%	-5.28%	2		
Southeast	63.32%	1	50.51%	1	1	1	92.46%	4	118.21%	3	83.22%	3	3.33	3	19.90%	6	19.30%	19.90%	3.11%	6		
West Central	56.87%	3	47.42%	4	3.5	3	74.93%	5	112.53%	4	63.06%	5	4.66	5	20.72%	7	19.66%	20.72%	5.39%	7		
Quartile 3																						
Cameron	55.95%	2	44.55%	5	3.5	3	99.51%	3	96.20%	7	107.05%	4	4.69	5	15.17%	2	15.07%	15.17%	0.66%	2		
Capital Area	50.70%	7	42.97%	7	7	7	93.28%	5	210.40%	2	110.60%	3	3.32	4	15.92%	4	15.31%	15.92%	3.98%	3		
Central Texas	52.00%	5	46.78%	4	4.5	5	106.22%	2	227.89%	1	101.37%	5	2.65	2	24.15%	7	22.28%	24.15%	8.39%	5		
Coastal Bend	52.74%	4	47.66%	3	3.5	3	111.60%	1	152.70%	4	111.07%	2	2.35	1	15.49%	3	14.82%	15.49%	4.52%	4		
East Texas	55.37%	3	49.19%	2	2.5	2	88.69%	6	133.99%	5	87.78%	6	5.66	6	17.35%	5	18.72%	17.35%	-7.32%	1		
Rural Capital	51.16%	6	43.18%	6	6	6	96.88%	4	185.46%	3	118.08%	1	2.67	3	18.97%	6	17.29%	18.97%	9.72%	6		
South Plains	59.70%	1	50.71%	1	1	1	75.26%	7	98.31%	6	86.43%	7	6.66	7	15.13%	1	13.77%	15.13%	9.88%	7		
Quartile 4																						
Alamo	55.39%	1	47.04%	2	1.5	1	110.81%	1	155.92%	3	122.03%	1	1.68	1	10.15%	3	9.68%	10.15%	4.86%	6		
Dallas	48.18%	7	40.96%	4	5.5	5	95.36%	6	164.80%	1	91.78%	6	4.3	4	9.76%	2	10.55%	9.76%	-7.49%	3		
Gulf Coast	51.45%	4	39.02%	7	5.5	5	95.39%	5	143.76%	4	99.42%	4	4.33	5	5.25%	1	6.53%	5.25%	-19.60%	1		
Lower Rio	53.96%	2	44.26%	3	2.5	3	102.77%	2	106.47%	7	107.60%	2	3.7	2	11.08%	4	10.11%	11.08%	9.59%	7		
North Central	50.93%	5	40.40%	5	5	4	96.01%	4	142.78%	5	95.33%	5	4.67	6	14.19%	7	14.90%	14.19%	-4.77%	4		
Tarrant County	49.52%	6	39.20%	6	6	7	82.59%	7	161.57%	2	84.04%	7	5.3	7	13.42%	6	16.21%	13.42%	-17.21%	2		
Upper Rio	52.12%	3	47.96%	1	2	2	101.74%	3	131.35%	6	102.19%	3	4.02	3	12.52%	5	12.83%	12.52%	-2.42%	5		

*(Based on Weighted Rank)

AT-A-GLANCE COMPARISON - BOARD CONTRACTED MEASURES

Percent of Target (Rolling Performance Periods)

FINAL RELEASE
As Originally Published 8/4/2010

JUNE 2010 REPORT

Green = +P	White = MP	Yellow = MP but At Risk	Red = -P																		
Board	Reemployment and Employer Engagement				Common Measures - Outcomes						Program Participation Measures								Total Measures		
	Claimant Reem- ployment	Claimant Reem- ployment within 10 Wks	Staff- Created Job Openings Filled	Market Share	Staff- Assisted EE (State)	At-Risk Employ- ment Retention	Total Job Seekers Educ. Achieve- ment	WIA Youth			Choices Participation			Project RIO Served	WIA Youth Stimulus in Summer Employ- ment	Avg # Children Served - Combined	Avg # Children Served - ARRA	+P	MP	-P	% MP & +P
								Place- ment In Employ- ment or Education	Attain- ment of Degree or Certificate	Literacy & Numera- cy Gains	Single Parent (Tx Mand)	Single Parent (Tx Non Mandatory)	Two Parent								
Alamo	82.67%	83.07%	109.53%	103.18%	92.22%	98.61%	100.75%	99.33%	112.40%	133.46%	110.81%	155.92%	122.03%	101.57%	135.96%	101.16%	99.84%	7	7	3	82%
Brazos Valley	75.31%	80.46%	111.67%	111.53%	90.60%	92.64%	106.32%	98.10%	100.62%	151.26%	89.25%	156.94%	104.87%	124.15%	138.86%	108.15%	50.00%	8	3	6	65%
Cameron	83.51%	86.81%	92.25%	99.84%	90.64%	102.61%	100.38%	109.84%	127.66%	109.63%	99.51%	96.20%	107.05%	119.68%	152.16%	96.35%	98.11%	6	7	4	76%
Capital Area	75.67%	77.45%	121.66%	101.81%	90.28%	95.63%	102.72%	131.98%	157.83%	238.09%	93.28%	210.40%	110.60%	117.03%	145.63%	100.97%	98.82%	8	5	4	76%
Central Texas	80.87%	83.58%	113.97%	85.52%	90.36%	95.96%	112.09%	123.93%	141.51%	163.26%	106.22%	227.89%	101.37%	109.55%	212.20%	99.58%	109.74%	10	3	4	76%
Coastal Bend	78.72%	84.47%	98.41%	97.42%	93.12%	97.92%	98.85%	80.84%	75.32%	99.77%	111.60%	152.70%	111.07%	124.90%	162.03%	101.61%		5	6	5	69%
Concho Valley	85.37%	90.79%	120.23%	131.32%	91.55%	95.07%	92.26%	106.48%	59.30%	126.97%	82.99%	114.93%	44.74%	123.35%	165.08%	111.34%	95.09%	8	2	7	59%
Dallas	72.02%	81.53%	114.44%	97.90%	85.75%	93.61%	104.44%	95.50%	86.08%	128.09%	95.36%	164.80%	91.78%	106.87%	120.13%	101.66%	105.23%	6	5	6	65%
Deep East	77.36%	83.03%	107.36%	98.86%	88.66%	91.70%	106.49%	98.17%	110.06%	142.86%	99.33%	85.73%	69.22%	121.93%	128.11%	99.01%	103.05%	6	5	6	65%
East Texas	82.64%	86.40%	111.79%	121.03%	90.76%	94.34%	105.60%	105.14%	139.26%	126.97%	88.69%	133.99%	87.78%	107.16%	148.17%	99.81%	102.50%	9	2	6	65%
Golden Crescent	72.03%	76.13%	101.52%	112.27%	90.40%	93.04%	109.61%	123.16%	120.08%	142.86%	119.63%	170.95%	124.29%	120.83%	245.95%	102.93%	95.15%	10	3	4	76%
Gulf Coast	76.79%	78.20%	102.26%	95.81%	89.22%	92.45%	111.60%	92.71%	73.17%	173.03%	95.39%	143.76%	99.42%	105.44%	171.97%	101.40%	99.29%	5	6	6	65%
Heart of Texas	88.42%	83.29%	122.06%	101.09%	90.36%	96.36%	102.59%	119.95%	124.57%	125.00%	63.78%	105.08%	60.94%	113.94%	129.11%	102.35%	100.00%	7	5	5	71%
Lower Rio	80.54%	92.79%	114.48%	104.61%	92.24%	98.71%	89.48%	102.88%	60.49%	151.37%	102.77%	106.47%	107.60%	125.43%	164.99%	100.28%	98.65%	6	6	5	71%
Middle Rio	79.43%	85.00%	106.05%	121.97%	87.62%	92.14%	105.39%	85.31%	126.13%	71.43%	104.67%	105.97%	95.76%	134.43%	175.37%	96.13%	87.60%	7	3	7	59%
North Central	76.01%	77.59%	105.14%	113.20%	89.69%	93.64%	95.64%	94.60%	95.30%	149.54%	96.01%	142.78%	95.33%	101.37%	130.96%	98.62%	98.90%	5	7	5	71%
North East	81.22%	93.31%	100.93%	121.50%	92.00%	92.72%	101.56%	114.45%	129.09%	161.17%	63.24%	83.02%	56.17%	142.84%	107.34%	96.54%	102.21%	6	4	7	59%
North Texas	80.11%	79.42%	107.61%	110.21%	89.72%	91.55%	111.70%	96.55%	116.11%	171.43%	78.19%	97.40%	67.46%	121.48%	122.45%	96.62%	99.21%	7	4	6	65%
Panhandle	80.99%	88.64%	112.87%	92.49%	97.45%	95.04%	111.57%	116.28%	121.81%	129.86%	103.08%	174.30%	102.85%	116.30%	200.00%	103.94%	89.12%	8	5	4	76%
Permian Basin	74.78%	85.00%	128.09%	119.35%	95.50%	93.58%	103.12%	99.72%	97.43%	175.83%	60.25%	73.00%	59.92%	113.58%	170.44%	105.09%	102.63%	6	5	6	65%
Rural Capital	76.36%	80.73%	108.08%	98.67%	95.06%	98.21%	98.30%	121.00%	122.09%	124.00%	96.88%	185.46%	118.08%	93.91%	100.97%	102.51%	100.00%	6	8	3	82%
South Plains	89.10%	86.91%	101.20%	104.52%	99.42%	94.96%	111.66%	119.72%	138.49%	0.00%	75.26%	98.31%	86.43%	118.63%	195.58%	95.22%	93.81%	5	5	7	59%
South Texas	67.27%	82.56%	105.11%	123.60%	84.90%	98.42%	102.89%	122.12%	135.13%	180.77%	109.94%	120.80%	117.99%	101.78%	218.94%	100.04%	101.69%	9	5	3	82%
Southeast	94.51%	88.13%	114.52%	115.32%	98.21%	94.61%	94.06%	126.91%	95.60%	59.11%	92.46%	118.21%	83.22%	122.64%	129.73%	95.91%	111.54%	7	3	7	59%
Tarrant	74.58%	83.81%	124.04%	97.19%	88.39%	94.17%	97.06%	95.26%	97.13%	130.94%	82.59%	161.57%	84.04%	111.28%	125.00%	102.90%	96.05%	5	6	6	65%
Texoma	80.64%	79.41%	112.96%	101.42%	90.61%	95.67%	104.16%	121.16%	118.94%	160.00%	86.44%	102.56%	108.05%	137.17%	220.18%	106.37%	98.92%	8	5	4	76%
Upper Rio	81.69%	97.74%	76.25%	109.53%	91.94%	100.34%	108.27%	108.22%	103.70%	168.69%	101.74%	131.35%	102.19%	138.00%	319.67%	99.76%	92.52%	7	6	4	76%
West Central	84.88%	83.44%	86.28%	133.87%	95.71%	94.37%	96.81%	101.26%	106.30%	129.86%	74.93%	112.53%	63.06%	126.81%	128.48%	100.55%	100.71%	6	5	6	65%
+P	0	0	20	13	0	0	11	15	17	24	5	21	9	24	27	4	3	193			
MP	0	1	5	13	6	13	14	9	6	1	10	4	7	3	1	24	19	136			
-P	28	27	3	2	22	15	3	4	5	3	13	3	12	1	0	0	5	146			
% MP & +P	0%	4%	89%	93%	21%	46%	89%	86%	82%	89%	54%	89%	57%	96%	100%	100%	81%	69%			
From	10/08	4/09	4/09	7/09	10/08	4/08	10/08	10/08	10/08	7/09	7/09	7/09	7/09	7/09	5/09	7/09	7/09	From			
To	9/09	3/10	3/10	6/10	9/09	3/09	9/09	9/09	9/09	6/10	6/10	6/10	6/10	6/10	3/10	6/10	6/10	To			

**MEANS, ENDS AND EXPECTATIONS
MONTHLY EXPENDITURE REPORT
JUNE, 2010**

Report #	Fund #	Contract Name	Contract #	End Date	Budget	Cumulative Expenses	% Expended	% Expected	Obligations	Total Expenses + Obligations	% Expenses Obligations
WORKFORCE INVESTMENT ACT											
56830/56834		WIA FORMULA FUNDS	0608 WIA FUNDS	06/30/2010	\$ 17,513,629.00	\$ 17,513,629.00	100.00%	100.00%	\$ -	\$ 17,513,629.00	100.00%
56842/56848		WIA FORMULA FUNDS	0609 WIA FUNDS	6/30/2011	\$ 17,480,241.00	\$ 12,059,466.99	68.99%	46.67%	\$ 3,316,397.92	\$ 15,375,864.91	87.96%
56867	7211-10	RESOURCE ADMINISTRATION	0610RAG000	9/30/2010	\$ 22,986.00	\$ 22,986.00	100.00%	75.00%	\$	\$ 22,986.00	100.00%
56873	6229-10	TRA-2010	0610TRA002	10/31/2010	\$ 4,008,000.00	\$ 3,059,373.41	76.33%	75.00%	\$ 91,010.71	\$ 3,150,384.12	78.60%
56836	6248-09	DISABILITY NAVIGATOR INITIATIVE (DPN)	0609DPN000	6/30/2010	\$ 77,500.00	\$ 67,532.08	87.14%	100.00%	\$ 6,314.28	\$ 73,846.36	95.29% Increased to 90,139 e
56878	6209-10	STATEWIDE ALTERNATIVE FUNDING FY10	0610WSA000	12/31/2010	\$ 262,320.00	\$ 66,681.09	25.42%	60.00%	\$ 173,781.00	\$ 240,462.09	91.67%
57810		UNEMPLOYMENT INSURANCE -IN REA	0610REA000	3/31/2011	\$ 112,149.00	\$ 1,664.30	1.48%	9.09%	\$ 100,289.70	\$ 101,954.00	90.91%
WIA TOTALS		Totals			\$ 39,476,825.00	\$ 32,722,987.48	82.89%		\$ 3,413,722.91	\$ 36,136,710.39	91.54%
WAGNER-PEYSER EMPLOYMENT SERVICE											
56875	6223-10	EMPLOYMENT SERVICES	0610WPA000	9/30/2011	\$ 344,504.00	\$ 302,139.78	87.70%	37.50%	\$ 39,042.39	\$ 341,182.17	99.04%
E.S.TOTALS		Totals			\$ 344,504.00	\$ 302,139.78	87.70%		\$ 39,042.39	\$ 341,182.17	99.04%
FOOD STAMP EMPLOYMENT AND TRAINING											
56866	2266-10	SNAP E&T	0610FSE000	10/31/2010	\$ 1,186,380.00	\$ 655,487.60	55.25%	75.00%	\$ 248,494.20	\$ 903,981.80	76.20%
56865	2265-10	SNAP E&T-ABAWD ONLY	0610FSA002	10/31/2010	\$ 690,184.00	\$ 464,786.08	67.34%	75.00%	\$ 90,918.00	\$ 555,704.08	80.52%
FSE&T.TOTAL:		Totals			\$ 1,876,564.00	\$ 1,120,273.68	59.70%		\$ 339,412.20	\$ 1,459,685.88	77.79%
TEMPORARY ASSISTANCE FOR NEED FAMILIES											
56872	2243-10	TANF NCPCEP	0610TAN001	9/30/2010	\$ 475,000.00	\$ 474,204.79	99.83%	76.92%	\$	\$ 474,204.79	99.83%
56871	2245-10	TANF(CHOICES)	0610TAN000	10/31/2010	\$ 9,042,600.00	\$ 6,155,859.56	68.08%	75.00%	\$ 1,810,185.18	\$ 7,966,044.74	88.09%
TANF -TOTALS		Totals			\$ 9,517,600.00	\$ 6,630,064.35	69.66%		\$ 1,810,185.18	\$ 8,440,249.53	88.68%

**MEANS, ENDS AND EXPECTATIONS
MONTHLY EXPENDITURE REPORT
JUNE, 2010**

Report #	Fund #	Contract Name	Contract #	End Date	Budget	Cumulative Expenses	% Expended	% Expected	Obligations	Total Expenses + Obligations	% Expenses Obligations
CHILD CARE SERVICES											
56862	1275-10	CCF CCMS CHILD CARE	0610CCF000	10/31/2010	\$ 41,322,995.00	\$ 26,194,912.35	63.39%	75.00%	\$ 14,772,787.06	\$ 40,967,699.41	99.14%
56863	1271-10	CCM CCMS LOCAL INITIATIVE	0610CCM000	12/31/2010	\$ 5,934,335.00	\$ 5,741,792.12	96.76%	60.00%	\$ 42,542.88	\$ 5,784,335.00	97.47%
56864	1272-10	CHILD CARE DFPS	0610CCP000	8/31/2010	\$ 2,235,344.00	\$ 1,470,176.46	65.77%	75.00%	\$ 765,167.54	\$ 2,235,344.00	100.00%
CHILD CARE -TOTALS					Totals	\$ 49,492,674.00	\$ 33,406,880.93	67.50%	\$ 15,580,497.48	\$ 48,987,378.41	98.98%
STATE OF TEXAS											
56868	7225-10	PROJECT RIO	0610RIO000	10/31/2010	\$ 637,228.00	\$ 483,895.77	75.94%	75.00%	\$ 67,766.38	\$ 551,662.15	86.57%
56861	7335-10	TEXAS BACK-TO-WORK INITIATIVE	0610BTW000-2	8/31/2011	\$ 585,958.00	\$ 532,209.38	90.83%	30.00%	\$ 53,748.62	\$ 585,958.00	100.00%
					Totals	\$ 1,223,186.00	\$ 1,016,105.15	83.07%	\$ 121,515.00	\$ 1,137,620.15	93.00%
GRAND TOTALS						\$ 101,931,353.00	\$ 75,198,451.37	73.77%	\$ 21,304,375.16	\$ 96,502,826.53	94.67%
PRIVATE											
8504	8504	HCA PARTNERSHIP INITIATIVE	0603WDR000	OPEN	\$ 431,833.04	\$ 382,095.58	88.48%			\$ 382,095.58	88.48%
7246	7246-10	TEXAS VETERANS COMMISSION	TVC	9/30/2010	\$ 122,664.00	\$ 94,790.04	77.28%	75.00%		\$ 94,790.04	77.28%
					Totals	\$ 554,497.04	\$ 476,885.62	86.00%	\$ -	\$ 476,885.62	86.00%

**MEANS, ENDS AND EXPECTATIONS
DETAIL EXPENDITURE NOTES
JUNE, 2010**

Report #	Fund #	Contract Name	Contract #	End Date	Budget	Cummulative Expenses	% Expended	% Expected	Obligations	Total Expenses + Obligations	% Expenses Obligations
B											
56834	5201-08	WIA - YOUTH-PROGRAM	0608WIY000	6/30/2010	\$ 5,025,402.00	\$ 5,025,402.00	100.00%	100.00%	\$	5,025,402.00	100.00%
		WIA - YOUTH-ADMIN	0608WIY000	6/30/2010	\$ 558,377.00	\$ 558,377.00	100.00%	100.00%	\$	558,377.00	100.00%
		TOTAL YOUTH			\$ 5,583,779.00	\$ 5,583,779.00	100.00%	100.00%	\$ -	\$ 5,583,779.00	100.00%
56830	5202-08	WIA - ADULT-PROGRAM	0608WIA000-04	6/30/2010	\$ 4,452,015.00	\$ 4,452,015.00	100.00%	100.00%	\$	4,452,015.00	100.00%
		WIA - ADULT-ADMIN	0608WIA000-04	6/30/2010	\$ 550,223.00	\$ 550,223.00	100.00%	100.00%	\$	550,223.00	100.00%
56831	5207-08	WIA-LAF-INCUMBMENT WORKERS	0608WIA000-4	12/31/2009	\$ 500,000.00	\$ 500,000.00	100.00%	100.00%	\$	500,000.00	100.00%
		TOTAL ADULT			\$ 5,502,238.00	\$ 5,502,238.00	100.00%	100.00%	\$ -	\$ 5,502,238.00	100.00%
56832	5203-08	WIA - DISLOCATED (Includes RR)-PROGRAM	0608WID000-1	6/30/2010	\$ 5,502,409.00	\$ 5,502,409.00	100.00%	100.00%	\$	5,502,409.00	100.00%
56833		WIA - DISLOCATED-ADMIN	0608WID000-1	6/30/2010	\$ 592,761.00	\$ 592,761.00	100.00%	100.00%	\$	592,761.00	100.00%
	5216-08	WIA-RAPID RESPONSE-DW	0608WID000-1	6/30/2010	\$ 332,442.00	\$ 332,442.00	100.00%	100.00%	\$	332,442.00	100.00%
		TOTAL DISLOCATED WORKER			\$ 6,427,612.00	\$ 6,427,612.00	100.00%	100.00%	\$ -	\$ 6,427,612.00	100.00%
TOTALS					\$ 17,513,629.00	\$ 17,513,629.00	100.00%	100.00%	\$ -	\$ 17,513,629.00	100.00%
56846	5201-09	WIA-YOUTH-PROGRAM	0609WIY000	6/30/2011	\$ 4,725,919.00	\$ 4,148,499.77	87.78%	80.00%	\$ 577,419.23	\$ 4,725,919.00	100.00%
		WIA-YOUTH-ADMIN	0609WIY000	6/30/2011	\$ 525,102.00	\$ 285,865.96	54.44%	80.00%	\$	\$ 285,865.96	54.44%
		TOTAL YOUTH			\$ 5,251,021.00	\$ 4,434,365.73	84.45%	80.00%	\$ 577,419.23	\$ 5,011,784.96	95.44%
56842/56843	5202-09	WIA-ADULT-PROGRAM	0609WIA000-2	6/30/2011	\$ 4,627,401.00	\$ 3,078,474.67	66.53%	80.00%	\$ 958,087.37	\$ 4,036,562.04	87.23%
		WIA-ADULT-ADMIN	0609WIA000-2	6/30/2011	\$ 514,155.00	\$ 141,211.94	27.46%	80.00%	\$	\$ 141,211.94	27.46%
		TOTAL ADULT			\$ 5,141,556.00	\$ 3,219,686.61	62.62%	80.00%	\$ 958,087.37	\$ 4,177,773.98	81.26%
56844/56845	5203-09	WIA-DISLOCATED (Includes RR)-PROGRAM	0609WID000-1	6/30/2011	\$ 4,572,398.00	\$ 3,537,951.53	77.38%	80.00%	\$ 812,891.32	\$ 4,350,842.85	95.15%
		WIA-DISLOCATED-ADMIN	0609WID000-1	6/30/2011	\$ 505,266.00	\$ 302,174.52	59.81%	80.00%	\$	\$ 302,174.52	59.81%
	5216-09	WIA-RAPID RESPONSE-DW	0609WID000-1	6/30/2011	\$ 300,000.00	\$ 65,288.60	21.76%	80.00%	\$	\$ 65,288.60	21.76%
		TOTAL DISLOCATED WORKER			\$ 5,377,664.00	\$ 3,905,414.65	72.62%	80.00%	\$ 812,891.32	\$ 4,718,305.97	87.74%
56848	6217-09	WIA-RAPID RESPONSE-SPECIAL	0609WRR000	6/30/2010	\$ 500,000.00	\$ 500,000.00	100.00%	100.00%	\$	\$ 500,000.00	100.00%
56874	5210-10	WIA-DISLOCATED -ADDN. ASSISTANCE	0610WAA000	6/30/2011	\$ 1,089,000.00	\$ -	0.00%	25.00%	\$ 968,000.00	\$ 968,000.00	88.89%
		WIA-DISLOCATED- ADDN. ASSIST. ADMIN.			\$ 121,000.00	\$ -	0.00%	25.00%	\$ -	\$ -	0.00%
		TOTAL DW-ADDITIONAL			\$ 1,210,000.00	\$ -	0.00%	25.00%	\$ 968,000.00	\$ 968,000.00	80.00%
TOTALS					\$ 17,480,241.00	\$ 12,059,466.99	68.99%	46.67%	\$ 3,316,397.92	\$ 15,375,864.91	87.96%

**MEANS, ENDS AND EXPECTATIONS
DETAIL EXPENDITURE NOTES
JUNE-, 2010**

Report #	Fund #	Contract Name	Contract #	End Date	Budget	Cummulative Expenses	% Expended	% Expected	Obligations	Total Expenses + Obligations	% Expenses Obligations
56859	6291-09	WIA-STIMULUS-YOUTH-PROGRAM	0609XWY000-1	6/30/2010	\$ 6,614,982.00	\$ 6,053,481.75	91.51%	80.00%	\$ 541,700.79	\$ 6,595,182.54	99.70%
		WIA-STIMULUS-YOUTH-ADMIN	0609XWY000-1	6/30/2010	\$ 227,716.00	\$ 218,768.77	96.07%	80.00%	\$ -	\$ 218,768.77	96.07%
					\$ 6,842,698.00	\$ 6,272,250.52	91.66%	80.00%	\$ 541,700.79	\$ 6,813,951.31	99.58%
56858	6292-09	WIA-STIMULUS-ADULT-PROGRAM	0609XWA000	12/31/2010	\$ 2,777,520.00	\$ 2,524,360.35	90.89%	80.00%	\$ 164,683.40	\$ 2,689,043.75	96.81%
		WIA-STIMULUSADULT-ADMIN	0609XWA000	12/31/2010	\$ 209,060.00	\$ 89,954.76	43.03%	80.00%	\$ -	\$ 89,954.76	43.03%
					\$ 2,986,580.00	\$ 2,614,315.11	87.54%	80.00%	\$ 164,683.40	\$ 2,778,998.51	93.05%
56854	6293-09	WIA-STIMULUS-DISLOCATED	0609XWD000-1	12/31/2010	\$ 5,079,863.00	\$ 4,323,772.10	85.12%	80.00%	\$ 403,349.15	\$ 4,727,121.25	93.06%
		WIA-STIMULUS-DISLOCATED -ADMIN	0609XWD000	12/31/2010	\$ 382,355.00	\$ 153,753.46	40.21%	80.00%	\$ 48,907.00	\$ 202,660.46	53.00%
					\$ 5,462,218.00	\$ 4,477,525.56	81.97%	80.00%	\$ 452,256.15	\$ 4,929,781.71	90.25%
56855	6296-09	RECOVERY ACT-ES	0609XES000	9/30/2010	\$ 125,354.00	\$ 121,169.63	96.66%	84.62%	\$ -	\$ 121,169.63	96.66%
56856	6297-09	RECOVERY ACT-RES	0609XRE000	9/30/2010	\$ 208,924.00	\$ 191,952.46	91.88%	84.62%	\$ -	\$ 191,952.46	91.88%
56857	6294-09	WIA-STIMULUS-RAPID RESPONSE	0609XRR000-1	12/31/2010	\$ 2,200,000.00	\$ 1,477,364.00	67.15%	71.43%	\$ 580,726.20	\$ 2,058,090.20	93.55%
56852	6295-09	RECOVERY ACT-CHILD CARE DIRECT CARE	0609XCC000	6/30/2011	\$ 14,497,998.00	\$ 8,771,570.11	60.50%	50.00%	\$ 5,726,427.89	\$ 14,497,998.00	100.00%
		REC ACT-CHILD CARE DIRECT CARE-ADM	0609XCC000	6/30/2011	\$ 763,052.00	\$ 84,039.72	11.01%	50.00%	\$ 38,500.00	\$ 122,539.72	16.06%
					\$ 15,261,050.00	\$ 8,855,609.83	58.03%	50.00%	\$ 5,764,927.89	\$ 14,620,537.72	95.80%
56853	6298-09	RECOVERY ACT-CHILD CARE QUALITY IMPR.	0609XCQ000-2	12/31/2010	\$ 4,879,971.00	\$ 1,279,990.53	26.23%	62.50%	\$ 1,507,761.48	\$ 2,787,752.01	57.13%
56883	6299-10	RECOVERY ACT-CHILD CARE DFPS	0610XCF000	8/31/2010	\$ 897,282.00	\$ 705,234.24	78.60%	71.43%	\$ 192,047.76	\$ 897,282.00	100.00%
56886	6290-10	RECOVERY ACT-TANF, ECF,TBTW	0610XSE000-1	9/30/2011	\$ 14,779,000.00	\$ 42,500.00	0.29%	42.86%	\$ 1,027,500.00	\$ 1,070,000.00	7.24%
56884	6289-10	RECOVERY ACT-WIA ALTERNATIVE -STATEWIC	0610XSA000	6/30/2011	\$ 242,203.00	\$ -	0.00%	14.29%	\$ -	\$ -	0.00%
TOTALS					\$ 53,885,280.00	\$ 26,037,911.88	48.32%	0.00%	\$ 10,231,603.67	\$ 36,269,515.55	67.31%

Workforce Solutions Greater Dallas
Statements of Financial Position (Unaudited)
June 30, 2010 and December 31 2009

	6/30/2010	12/31/2009
Assets	(Unaudited)	(Audited)
Cash	\$ 2,209,882	2,260,581
Grants receivable	10,515,650	9,454,973
Advances and other receivables	665,759	58,292
Prepaid expenses	62,389	199,744
Investment	208,470	208,470
Equipment, net	581,519	581,519
Total assets	<u>\$ 14,243,668</u>	<u>12,763,579</u>
Liabilities and Net Assets		
Accounts payable and accrued liabilities	\$ 13,525,833	12,045,951
Employee Benefits Payable	208,470	208,470
Deferred revenue	102,469	102,380
Total liabilities	<u>13,836,772</u>	<u>12,356,801</u>
Unrestricted net assets	406,897	406,778
Commitments and contingencies		
Total liabilities and net assets	<u>\$ 14,243,668</u>	<u>12,763,579</u>

Workforce Solutions Greater Dallas

Statements of Activities (Unaudited)

Period ended June 30, 2010 and December 31, 2009

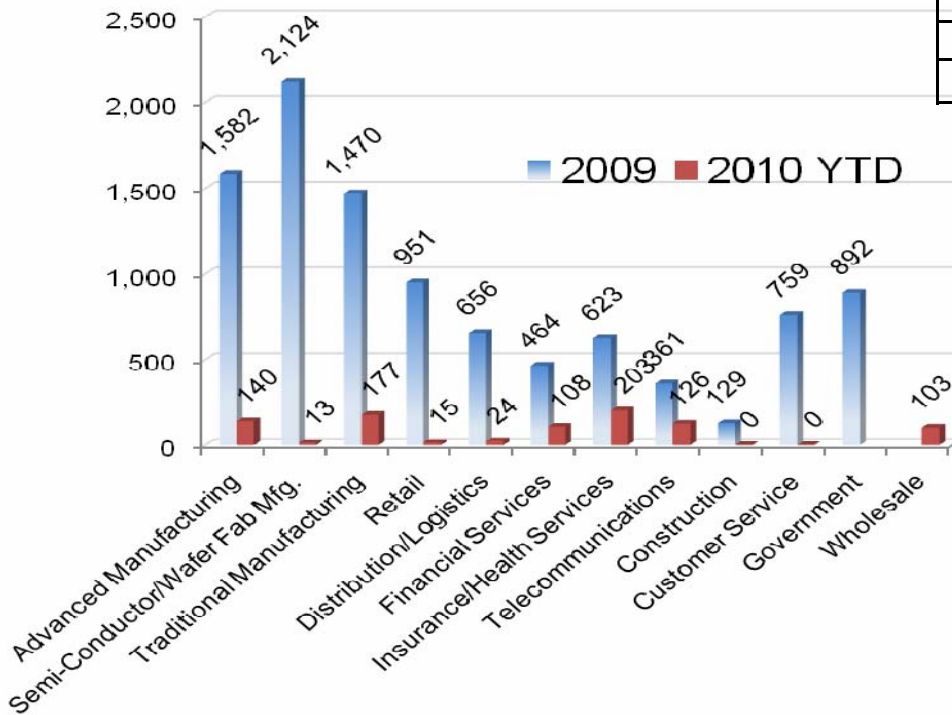
	<u>6/30/2010</u>	<u>12/31/2009</u>
	<u>(Unaudited)</u>	<u>(Audited)</u>
Revenues and other support:		
Revenues from grants and contracts	\$ 52,978,024	99,818,272
Other	90,700	172,638
Income from Investments:		
Dividends	—	4,570
Net realized/unrealized gain (loss)		12,992
Total revenues and other support	<u>53,068,724</u>	<u>100,008,472</u>
Expenses:		
Direct program services	51,486,183	97,053,944
Administration	1,582,541	3,050,169
Employee Benefits		12,992
Total expenses	<u>53,068,724</u>	<u>100,117,105</u>
Change in unrestricted net assets	119	(108,633)
Net assets, beginning of year	<u>406,778</u>	<u>515,411</u>
Net Unrestricted assets, end of year	<u>\$ 406,897</u>	<u>406,778</u>

WORKFORCE SOLUTIONS GREATER DALLAS

EMPLOYER SERVICES: RAPID RESPONSE REPORT JUNE & JULY 2010

COMPANY LAYOFFS/CLOSINGS	INDUSTRY	DATE RECEIVED	# AFFECTED	REQUESTED R.R. SERVICES
Panera Bread	Bakery	7/28/2010	17	yes
Dallas County	County Government	7/28/2010	130	yes
Central Dallas Ministries	Religious Organization	7/16/2010	5	yes
Comdata	Mgt Consulting	7/13/2010	144	yes
		Sub-Total	296	
Previously Reported				
UTMB-Dallas & Hutchins	State Jail-Medical Services	5/28/09	8	yes
St. Michael's Hospice	Medical-Nursing Care	05/28/10	90	yes
Bentley Arbuckle, Inc	Mfg Women's Clothes	5/18/10	17	no
Paramount Multi-Service	Call Center	4/28/2010	125	yes
Tabs Direct	Print & Mail Service	4/22/2010	50	yes
Turbo Care	Mfg. Turbo Units	4/21/2010	81	yes
IBM	Software publishers	4/20/2010	126	no
Genco	Packing & Crating	4/19/2010	22	yes
2 -Bill Matrix	Bill Payment Services	4/15/2010	108	yes
		Sub-Total	627	

Rapid Response/Dislocated Workers by Industry 2009 vs. 2010



ANNUAL RAPID RESPONSE

2010 YTD	1,320
2009 TOTAL	10,011
2008 TOTAL	11,752

July 2009	Aug 2009	Sept 2009	Oct 2009	Nov 2009	Dec 2009	Jan 2010	Feb 2010	Mar 2010	April 2010	May 2010	June 2010
11,152	9,767	9,675	10,924	9,292	9,085	10,941	8,384	9,496	9,879	8,474	9,846



TEXAS BACK-TO-WORK

PROGRESS REPORT
As of August 10, 2010

Number of Employers who have signed on – 353
 Number of Job Openings Posted – 634
 Number of Job Seekers Hired – 554

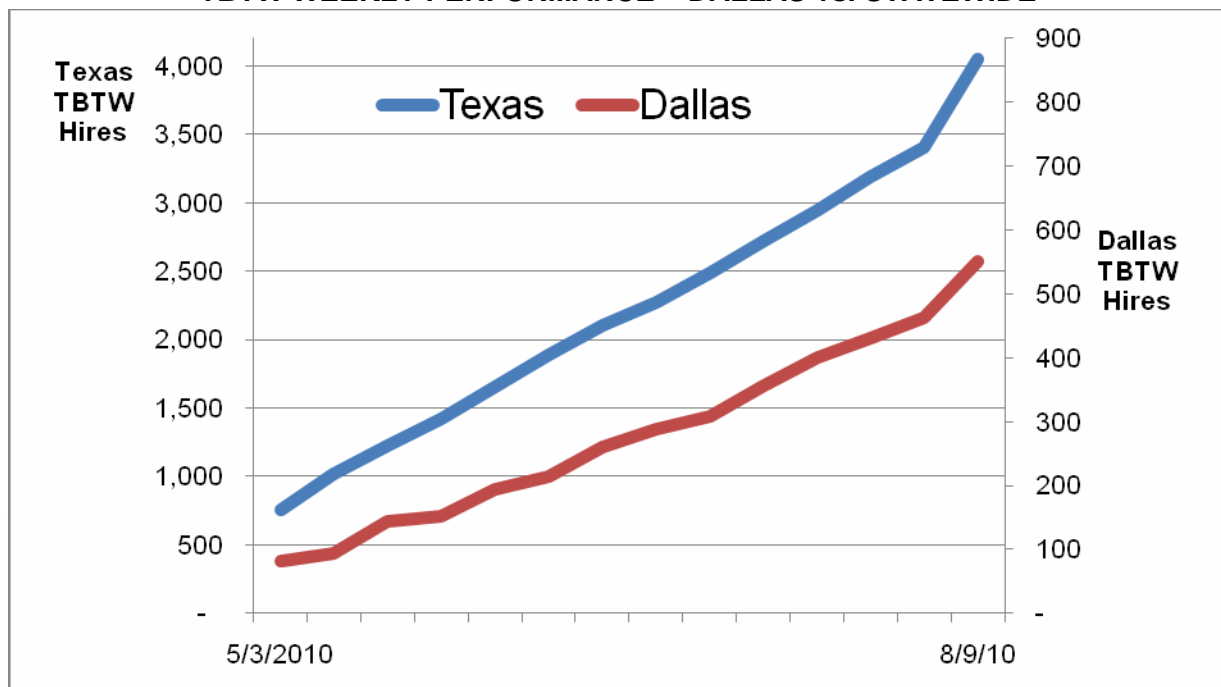
Board Outreach has included:

- Presentations at 64 local chambers of commerce, companies, and employer groups
- Hosting TBTW employer hiring events weekly in each Workforce center.
- Conducting a weekly series of Resume & Interview workshops specifically for TBTW candidates.
- Emailing TBTW post cards to TBTW eligible claimants.

Top 10 Employers – TBTW Hires

Aegis Communications Group	61	Allied Barton Security Service	28
Pilgrims Pride	48	Coach America (CUSA, LLC)	26
Telvista, Inc.	43	Bank of America	21
US Security Associates	33	Wackenhut GS-4 Corp.	20
KENCO Logistic Services	29	Ace Cash Express	19

TBTW WEEKLY PERFORMANCE – DALLAS vs. STATEWIDE



achieving competitive solutions... for employers through quality people and for people through quality jobs.

Local Ends and Expectations

MISSION

Workforce Solutions Greater Dallas exists to ensure competitive solutions for **EMPLOYERS** through quality people and for **PEOPLE** through quality jobs.

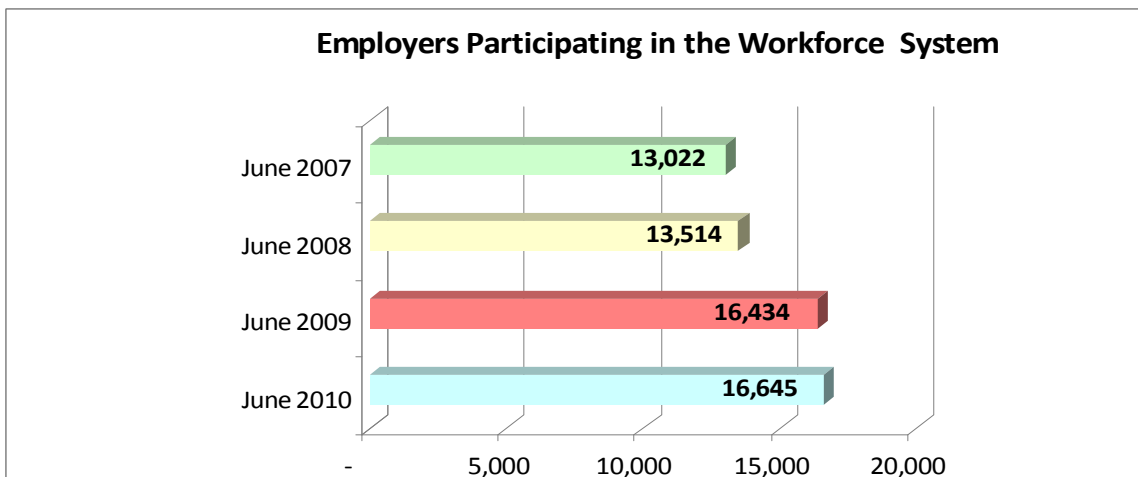
VISION

Workforce Solutions Greater Dallas is recognized locally and nationally as a best in class workforce system that:

- Offers employers the premier solution for a qualified workforce
- Provides job seekers comprehensive solutions to ideal employment
 - Orchestrates community growth and economic development
- Engages essential employers committed to furthering the Workforce agenda

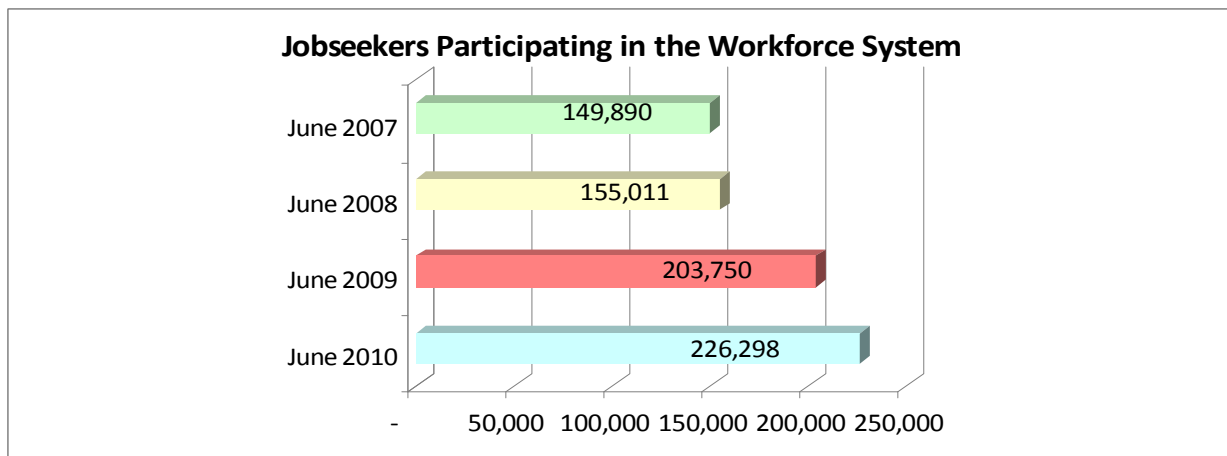
OFFER EMPLOYERS PREMIER SOLUTION FOR A QUALIFIED WORKFORCE

In the last 12 months ending June 2010, Workforce Solutions Greater Dallas served **16,645 employers**



PROVIDES JOB SEEKERS COMPREHENSIVE SOLUTIONS TO IDEAL EMPLOYMENT

We assisted **226,298 job seekers** within the Greater Dallas Workforce Centers. (Yearly is based on July 2009—June 2010) except for current YTD.

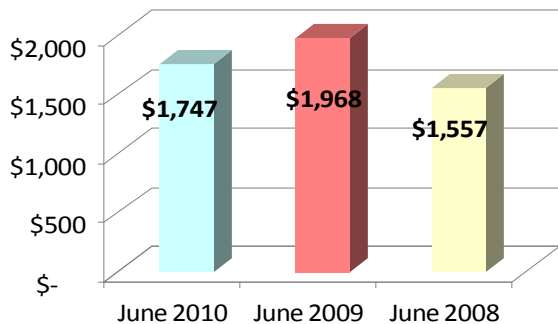


ORCHESTRATES COMMUNITY GROWTH AND ECONOMIC DEVELOPMENT

Workforce centers assisted **68.6% of job seekers to find a job.**

Over **83.55% of job seekers attained an educational credential.**

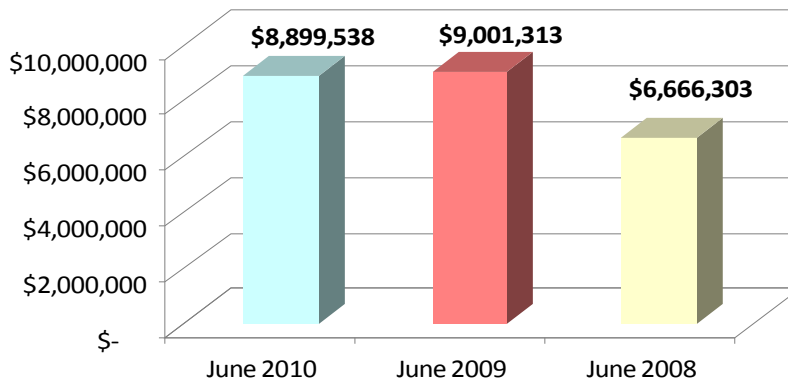
Training Customers Average Earnings Gained



Return on Investment of \$1,747 for training customers average earnings gained.

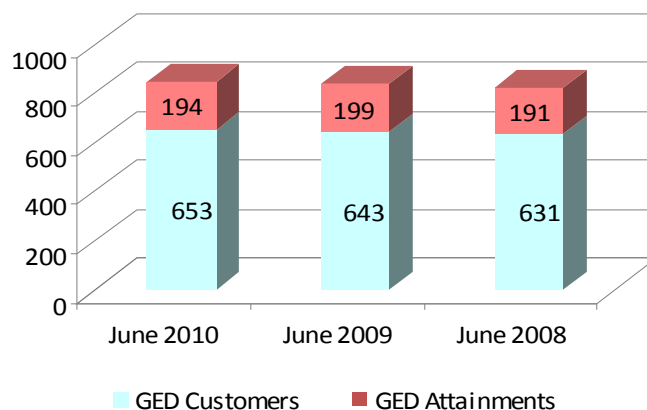
5,095 Customers trained in July 2009—June 2010.

Total Wages From Training Customers back into the System



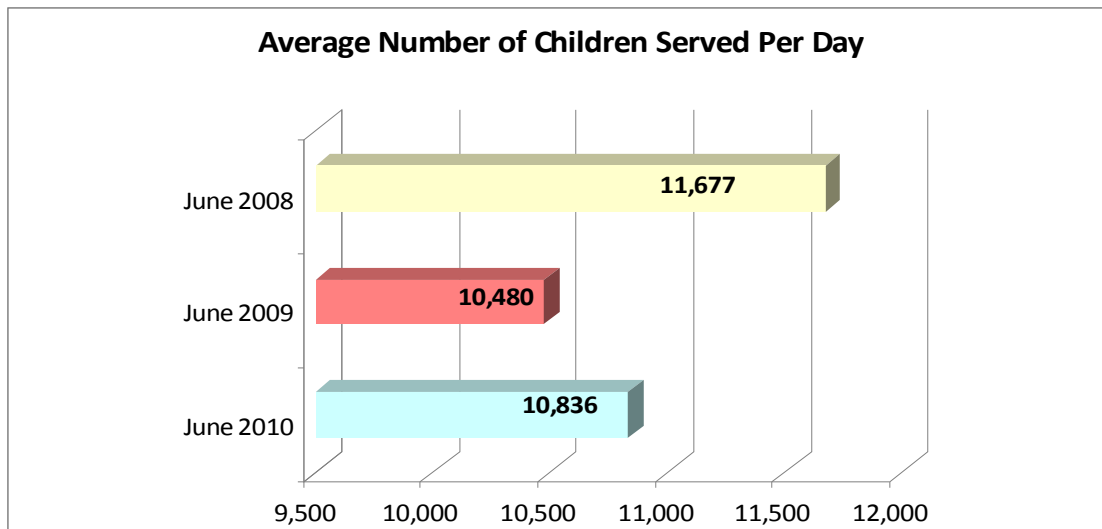
Return on investment of **\$8,899,538 total wages** from training customers back into system.

Of the 653 customers enrolled in GED training, **194 earned their GED.**



Provides Support for Current Workers

Child Care assisted **13,922 At Risk Children in Care from 10-2009 to June 2010.**



Return on Investment of \$69,403,212 total income from At Risk Child Care Customers in the system

Analysis of WIA Youth Performance Year 2008 - 2010

The Texas Workforce Commission notified the Board that we are under a Performance Improvement Plan (PIP), for PY09 Youth performance in Attainment of Degree or Credential. The PIP is a tool developed in conjunction with the Board to assist the Board in attaining its contracted performance expectations and/or compliance standards. TWC has provided a list of suggested strategies and actions to assist the Board in improving its Workforce Investment Act (WIA) Youth Attainment of Degree or Certificate performance measure which may include technical assistance visits.

Arbor Youth	MPR Month									
	Oct-09	Nov-09	Dec-09	Jan-10	Feb-10	Mar-10	Apr-10	May-10	Jun-10	
Placement in Employment or Education Youth										
Performance Period 10/01/2008 - 09/30/2009										
Target = 58.00%	52.62%	52.62%	52.62%	50.69%	50.69%	50.69%	48.32%	48.32%	46.72%	
Attainment of Degree or Certificate										
Performance Period 10/01/2008 - 09/30/2009										
Target = 53.00%	48.02%	48.02%	48.02%	49.04%	49.04%	49.04%	49.22%	49.22%	48.37%	
Literacy & Numeracy Gains										
Performance Period 07/01/2009 - 06/30/2010										
Target = 35.00%	42.53%	42.53%	42.41%	42.76	42.41%	39.19%	39.19%	39.19%	33.77%	

Gulf Coast Trades	MPR Month									
	Oct-09	Nov-09	Dec-09	Jan-10	Feb-10	Mar-10	Apr-10	May-10	Jun-10	
Placement in Employment or Education Youth										
Performance Period 10/01/2008 - 09/30/2009										
Target = 58.00%	93.75%	93.75%	93.75%	75.00%	75.00%	75.00%	66.67%	66.67%	66.77%	
Attainment of Degree or Certificate										
Performance Period 10/01/2008 - 09/30/2009										
Target = 53.00%	100.00%	100.00%	100.00%	100.00%	100.00%	100.00%	100.00%	100.00%	100.00%	
Literacy & Numeracy Gains										
Performance Period 07/01/2009 - 06/30/2010										
Target = 35.00%	100.00%	100.00%	100.00%	95.00%	95.00%	95.00%	93.30%	93.30%	93.33%	

Richland College	MPR Month									
	Oct-09	Nov-09	Dec-09	Jan-10	Feb-10	Mar-10	Apr-10	May-10	Jun-10	
Placement in Employment or Education Youth										
Performance Period 10/01/2008 - 09/30/2009										
Target = 58.00%	59.01%	59.01%	59.01%	59.52%	59.52%	59.52%	62.78%	62.78%	67.46%	
Attainment of Degree or Certificate										
Performance Period 10/01/2008 - 09/30/2009										
Target = 53.00%	51.70%	51.70%	51.70%	50.17%	50.17%	50.17%	54.91%	54.91%	60.87%	
Literacy & Numeracy Gains										
Performance Period 07/01/2009 - 06/30/2010										
Target = 35.00%	62.11%	63.69%	63.69%	66.46.00%	66.46%	66.46%	64.81%	64.81%	61.17%	

Rolling Performance Method was used to calculate performance and this does not include transfer file performance.

Analysis of WIA Youth Expenditures July 2009 through June 2010

Contract Period: July 1, 2009 – June 30, 2010

	Contract Amount	Expended	Remaining	% Spent
Arbor (Youth)	\$3,797,654	\$3,183,632.46	\$614,021.54	84%
Gulf Coast Trades Ctr	\$246,471	\$246,471	\$0	100%
Richland (Youth)	\$1,290,178	\$1,276,476.30	\$13,695.70	99%

WORKFORCE SOLUTIONS GREATER DALLAS



Major Accomplishments

June & July 2010

Integrated Service Delivery— All Workforce Centers have implemented the Integrated Service Delivery model. Staff received training on the customer flow and importance of providing quality case management.

Arbor E&T has implemented programmatic training in phases. TWC has provided Choices training that highlighted the data entry requirements for the program. Currently, staff are receiving Project RIO training, and WIA training is being developed. Arbor E&T is also developing a Staff Training Assessment to identify our training needs. A new position of Trainer has been created that will address our identified training needs for our current staff as well as developing a curriculum for new employees.

A successful Integrated Service Delivery model requires knowledgeable staff to provide holistic case management services, and we are committed to preparing our staff to serve all customers receiving Career Development Services.

Introducing Lynn Hoffmann, Business Relations Director. Hoffman brings Arbor Education & Training over 18 years of experience in human resources sales, consulting, customer service, marketing and research. She is responsible for the Business Services unit for Workforce Solutions Greater Dallas.

Hoffman was the Vice President of Client Relations for HRsmart, a talent management software solution provider, where she spent 6 years leading client support and account management teams. Prior to joining HRsmart, Hoffman spent nine years with Monster Worldwide where she filled such roles as national marketing manager and Interactive Consultant for the recruitment division, and manager of agency relations for monster.com. She has also served as marketing officer for a three-bank holding company in Arkansas.

Hoffman holds a BBA with emphasis in marketing from the University of Alaska Fairbanks. Working closely with Annelle Brewster, Program Director, over the next month, Hoffman will manage an overall-skills and training assessment of current staff and center personnel.

Top 10 Training Programs	% of Training for May-July
1 CDL	17%
2 Medical Office	13%
3 ABE/GED	7%
4 IT ProBasic	7%
5 HVAC	5%
6 Accounting Technician	4%
7 ESL	4%
8 Microsoft Certified IT Professional	4%
9 Microsoft Certified Systems Administrator	3%
10 Business Administration	3%

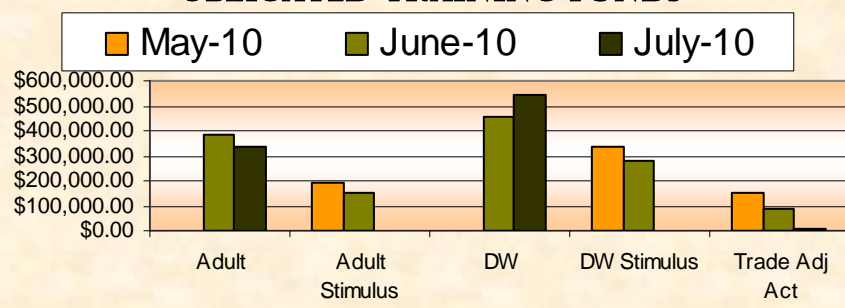
Call Center Productivity

The months of June and July continued to be months of Outreach to employers to introduce the TBTW program and to place TBTW Claimants with those employers. A combined total of 1,935 employers were out-reached in the months of June/July. 554 TBTW jobseekers were hired in this program.

Additional Accomplishments:

- Responded to 6,462 incoming Employer and Jobseeker Calls.
- Referred 6,462 Claimants to job openings.
- TBTW Claimants managed for Accounting and in TWIST are 554.
- Call Center staff keyed 132 TBTW hires into TWIST in these months.
- Staff researched status and closed cases for 86 TBTW participants.
- Obtained 23 worksites for Summer Youth Agreements.

OBLIGATED TRAINING FUNDS



Fund	May-10	June-10	July-10	Grand Total
Adult		\$385,159.00	\$335,862.29	\$721,021.29
Adult Stimulus	\$193,994.00	\$148,455.00		\$342,449.00
DW		\$456,843.00	\$541,714.00	\$998,557.00
DW Stimulus	\$339,848.57	\$281,182.00		\$621,030.57
TAA	\$153,311.71	\$84,100.87	\$4,195.00	\$241,607.58
Grand Total	\$687,154.28	\$1,355,739.87	\$881,771.29	\$2,924,665.44

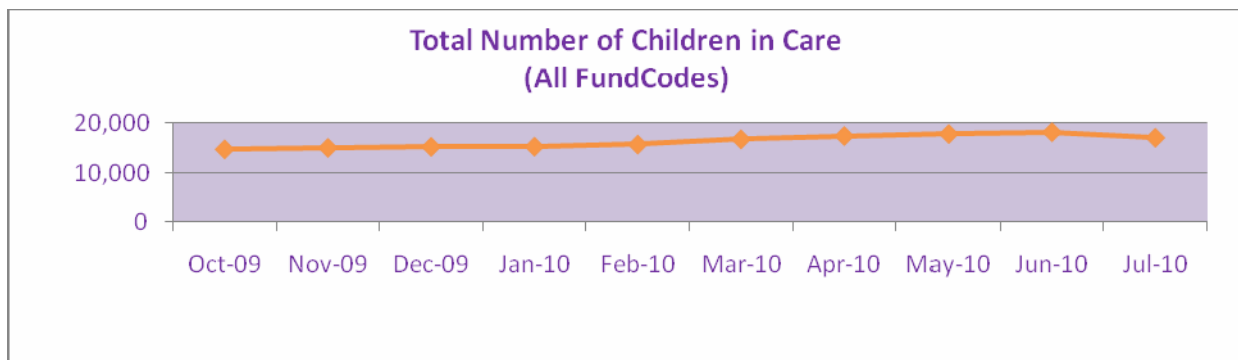


ChildCareGroup

Child Care Assistance Program Activity Report Direct Care Report 7/2010

Service Delivery Data:

- Number of children in care for July 2010 (all funding sources)
17,110 children, serving 8,769 parents
- CCA waiting list as of 8/4/2010 – 3,409 children



Oct-09	Nov-09	Dec-09	Jan-10	Feb-10	Mar-10	Apr-10	May-10	Jun-10	Jul-10
14,810	15,110	15,308	15,344	15,764	16,795	17,473	17,864	18,224	17,110

CCA participants – Top 5 Businesses:

Wal-Mart	Target	Bank of America	Baylor University Medical Center	Citigroup
----------	--------	-----------------	-------------------------------------	-----------



ChildCareGroup

**ChildCareGroup
Community Education**

ARRA Child Care & Development Block Grant

Focus: Training activities during June and July 2010

During June and July 2010, ChildCareGroup Community Education provided over 5,000 contact hours of training involving 858 child care providers. Training activities focused on the following project areas:

Project Area	Number of Participants	Hours of Training	Total Contact Hours
<u>Core Knowledge and Skills</u> (2.5, 4 and 6 hour sessions) <ul style="list-style-type: none"> ◆ Art Start: Creative Activities for 2s,3s, & 4s ◆ Child Care Essentials (2) ◆ Transportation Safety (2) ◆ Reading to Infants: Foundations for Language and Literacy Learning ◆ Understanding Twos and Threes ◆ Learning Centers: What, How, and Why ◆ Let's Get on the Same Page (Parents and Teachers Working Together) ◆ What's in your Toolbox? Tools for Effective Child Supervision ◆ Healthy Me: Teaching Healthy Habits ◆ 5 C's of Communication 	346	50	1,402
<u>Expanded Content</u> (24 hours training/mentoring visits over 3 months) <ul style="list-style-type: none"> ◆ Management of Child Care Centers (2) ◆ Pre-school Programming (2) ◆ Infant/Toddler Programming (2) ◆ Child Care Home-Management and Child Care Programming (2) 	381	64	3,048
<u>Texas Rising Star</u> (6 hours training/classroom visit) <ul style="list-style-type: none"> ◆ TRS Programming for Infant/Toddler Care ◆ TRS Programming for Pre-School Care ◆ TRS Programming for School Age Care 	40	6	240
<u>Orientation to Texas Rising Star Program and Requirements</u> (2)	21	5	53
<u>Red Cross First Aid/CPR</u> (3)	27	18	167
<u>New CCA Provider Orientation and Provider Manual Training</u> (Mandatory session prior to placement of CCA children in care) (2)	26	5	65
<u>Training of Trainers-KERA</u> (professional development for early childhood trainers) <ul style="list-style-type: none"> ◆ Feeling Loved—Attachment and Socialization ◆ Understanding Child's Temperament 	17	4	68

Additionally, ChildCareGroup hosted a Children's Learning Institute Training of Trainers for Pre-School Language and Literacy series which was attended by early childhood trainers from various school districts, regional service centers, and child care agencies. Two CCG trainers will become certified to present these sessions Also, two CCG trainers attended a two week certification course at the Program for Infant and Toddler Care (PITC) Institute presented by WestEd Center for Family and Child Studies and will become certified trainers upon completion of required coursework.

Great Job!

Community Update

Powered by Business Access

Submitted by: *Tiffany Willis*
 Period: *7/1/09-7/30/10*



MONTH/PERIOD	MEMBERS
*WIA Enrollment Period (May-August)	37
September (Wagner Peysers Funds begins)	930
October (Full e-mail marketing campaign)	1359
November (Full e-mail marketing campaign)	1005
December (No e-mail campaign)	146
January (No e-mail campaign)	44
February (Content marketing strategy)	89
March (Full e-mail marketing campaign)	305
April (Full e-mail marketing campaign)	333
May (No email campaign)	37
June (No email campaign)	73
July (No email campaign)	42
August 1-6 (No email campaign)	4
Registered pending confirmation	403
Membership acquired through webinars	437
Total Membership as of 6/30/10	5,244

Member Usage

TOOL	MEMBERS
Covey Login	497
Job Search Related Activities	4768
Job Search Event Report	9627
Job Search Teaser Report	8115
Note:	
<ul style="list-style-type: none"> Event Report: use of job search engine Teaser report: users clicking on one of the jobs populated with the initial inquiry of the job search engine Job Search Related Activities: use of job tracking tool, resume builder, My Plan, etc... 	Total Job Search Tools Used: <u>22,510</u>

Webinar Activity: 1/1/10 to 7/31/10

Interview Prep & Process 21%
 Job Search 28%
 Networking and Connecting 23%
 Handling Obstacles, Coping and Solutions 28%

Training

Through the end of June, 1736 of our members have accessed the site/services over 2 consecutive months. This does not include all social networking site activities (LinkedIn, Twitter, Facebook).

Training Courses Enrolled: 1,798
 Curriculum Sets Completed: 94
 Courses completed: 1,460
 Courses still in progress: 555

Networking Community

Posts to Forum Discussion Threads (Interact) 1,214
 Members who have contributed to forum discussions 1,193
 LinkedIn Network 1,065
 Facebook Network 530
 Twitter Network 617

Webinars: January-July 31, 2010

Webinars Offered 93
 Registrants 3026

Quote from a Great Job! Focus Group member

"I'm loading up my work on Etsy, a website that allows people to sell handcrafted items...thanks to you and Great Job! I learned about it from My Plan and some of the Entrepreneurship stuff on it. It was in the same category as Ebay and Amazon. I just made my first two sales...both from the same person! I am so jazzed!!!!!"

- Lars Ray...artisan to the world!



**Month End Reporting
July 30, 2010**

457 Jobs = \$50,417,637 Back into the economy

<u>Dashboard Reporting</u>	<u>Jul 30</u>	<u>May 28</u>
Eligible Candidates Contacted	9,644	8,634
CareerMasters Boot Camps Conducted	123	95
Participants who have completed Boot Camp	1089	968
Career Councils completing 10 week program	82	55
Job Leads identified by Job Executives	501	394
Job Leads matched with participants	304	223
Staff Networked Connections (warm intros)	283	177
Intra Career Council Network Leads	306	168
Participants Landed a Job	457	310
%Participants Landed a Job	36.47%	32.02%

Success Stories:

Mark, Sr. Level Operations Manager, had been looking for five months. He had several interviews, but could not seem to get an offer and was concerned it was something he either said or did during the interview that was the problem. His Executive Coach and Career Council team provided Mark with methods on how best to prepare for interviews and various techniques on how to answer tough questions. Mark landed a Vice President of Operations position shortly afterwards, and gave credit to his Executive coach for his continued coaching and leadership. Mark stated it was the advice from him and the support of his Career Council team that gave him the edge.

Stuart, a Professional Trainer, was very frustrated and losing confidence in his ability to find anything. He did everything right, but was unsuccessful month after month. His Executive Coach and the Job Executives could see he was becoming less and less enthusiastic. They worked closely with him while he attended Momentum!, building up his confidence and reassuring him it was the job market that was tough and not his skill set; and continued to stay in touch after his 11 weeks were over. About 3 weeks ago, one of the Job Executives presented him to a contact at Bank of America and he was hired for a long term contract. Stuart said he is very thankful to have been a part of Momentum and doesn't know what he would have done had he not had Momentum! as a resource.

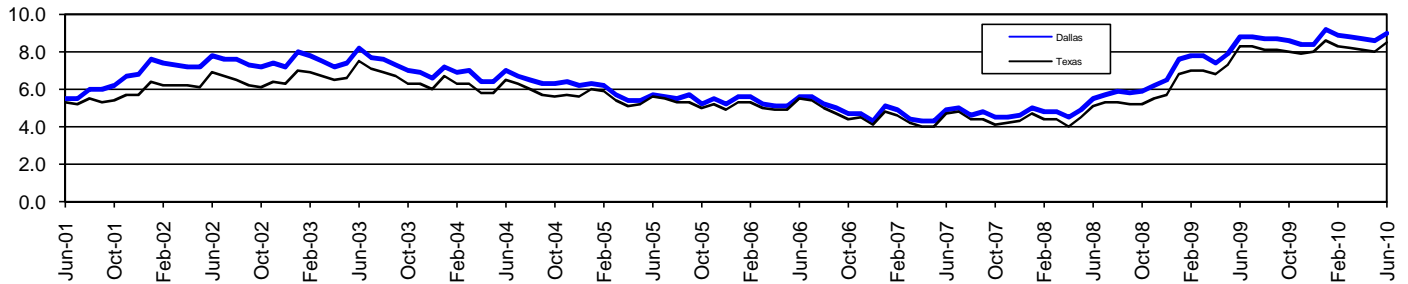
Raj, a financial executive with a very young, rather large family, was so worried about finding his next opportunity that he could barely stay focused. He attended Momentum! and learned the only way he would be successful landing is if he had a strategic plan to network within specific target companies. He finished Momentum! at the beginning of 2010, and called just last week for help deciding on two different opportunities that were presented to him. We were able to help him work through his concerns to chose the right company, negotiate the terms of the offer from the company he chose, and gave him advice on how to communicate to the company he turned down so he did not burn a bridge. Raj expressed his gratitude and stated he was particularly appreciative of the help since he had so many people at Momentum assisting him, he felt blessed.

Dallas Workforce Development Area*

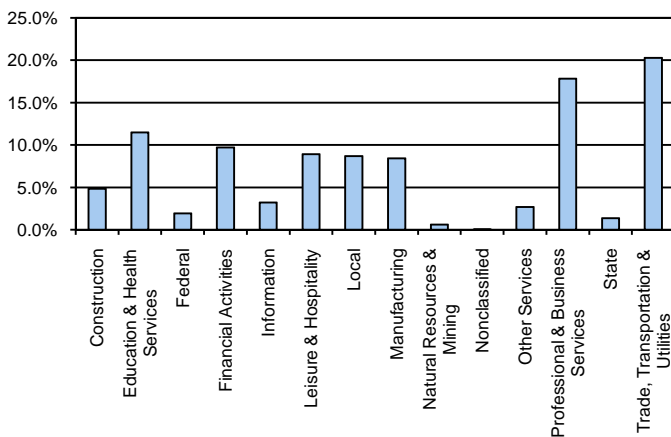
June 2010

Dallas WDA					Texas				
	CLF	Employed	Unemployed	Rate		CLF	Employed	Unemployed	Rate
Jun-10	1,186,053	1,079,452	106,601	9.0	Jun-10	12,176,593	11,136,625	1,039,968	8.5
May-10	1,181,713	1,080,077	101,636	8.6	May-10	12,161,678	11,186,860	974,818	8.0
Jun-09	1,157,419	1,055,859	101,560	8.8	Jun-09	12,029,113	11,033,309	995,804	8.3

Historical Unemployment Rates



Dallas WDA Industry Composition 4th Quarter 2009



Total WDA Claims

	Jun-10	May-10	Jun-09	OTY
Initial	9,846	8,474	11,467	-1,621
Continued	47,366	44,530	65,290	-17,924
Continued Claims for the Week of the 12th				
Continued	19,836	19,548	28,653	-8,817

Texas Unemployment Insurance Claims Filed

	Jun-10	May-10	Jun-09	OTY
Initial	103,018	88,051	120,940	-17,922
Continued	994,447	1,004,012	1,389,112	-394,665
Continued Claims for the Week of the 12th				
Continued	221,742	217,016	313,537	-91,795

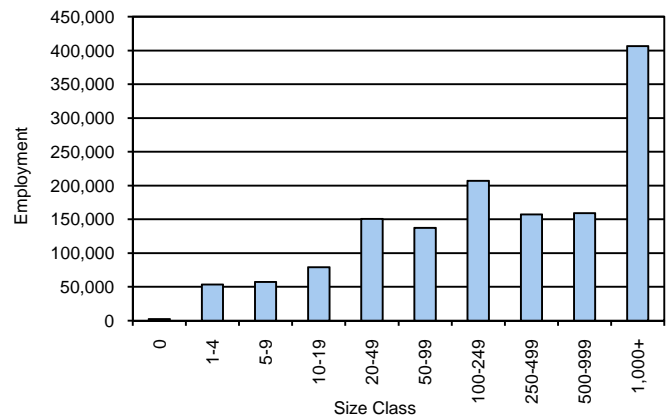
Dallas WDA Average Weekly Wage

	Dallas	WDA Qtr. Chg.	Texas
4th Quarter 2009	\$1,127.24	\$117.25	\$943.97
3rd Quarter 2009	\$1,009.99	WDA OTY Chg.	\$844.86
4th Quarter 2008	\$1,121.42	\$5.82	\$932.81

NAICS Covered Employment Quarterly Data 4th Quarter 2009

SUPER SECTOR	Employment	Change	
		Quarter	Year
Construction	68,133	-5,185	-13,313
Education & Health Services	161,743	3,012	8,708
Federal	27,183	88	-213
Financial Activities	136,812	-1,157	-6,542
Information	45,434	98	-2,122
Leisure & Hospitality	125,686	-2,427	-3,425
Local	122,546	3,739	-1,955
Manufacturing	118,874	-2,248	-13,860
Natural Resources & Mining	8,279	-73	-227
Nonclassified	762	255	365
Other Services	37,937	140	-1,080
Professional & Business Services	251,091	-314	-27,323
State	19,205	-742	367
Trade, Transportation & Utilities	286,093	2,707	-19,505
TOTAL	1,409,778	-2,107	-80,125

Size Class Employment Composition 4th Quarter 2009



*Counties in WDA: Dallas

Available at <http://www.tracer2.com/>



President's Briefing – Item A
State and Legislative Updates

Appropriations

Recent House and Senate actions have improved the chances of lawmakers finalizing FY 2011 spending bills by the end of the year, although appropriations work will not be completed by the October 1 deadline. The Senate Appropriations Committee approved nine out of twelve FY 2011 appropriations bills and the House passed its first two spending bills in July. Congress will most likely bundle most or all of the remaining bills into an omnibus bill due to limited floor time after the August recess. Concerns about the budget deficit and upcoming November elections may contribute to delayed action.

The Senate Appropriations Committee has approved a \$732 billion FY 2011 spending bill for the Departments of Labor, Health and Human Services and Education that includes \$169.6 billion in discretionary funding. The bill provides \$13.9 billion for the Department of Labor, including \$3.8 billion for state grants for job training and employment services -- a \$163.3 million increase over FY 2010 levels. The legislation also increases the Green Jobs Innovation Fund by \$25 million, for a total of \$65 million, and provides \$242 for five new Workforce Innovation Funds intended to improve education and training programs for dislocated workers, young people, the disabled, and adults in need of skills upgrades.

FY 2010 Supplemental

On July 29, President Obama signed the Supplemental Appropriations Act of 2010 (HR 4899) to fund the wars in Iraq and Afghanistan, as well as emergency funding for other programs. The House approved the Senate's \$58.8 billion version on July 27. The House had previously voted on July 1 to include an additional \$22.8 billion in domestic spending, including \$1 billion for a Summer Jobs Program and \$10 billion for an Education Jobs Fund, but the funding was rejected by the Senate after a cloture vote failed on July 22, sending the measure back to the House without the amended increase.

Education Jobs

On August 5, the Senate passed the Aviation Safety and Investment Act of 2010 (HR 1586), which includes an amendment to provide \$26 billion in aid to states and prevent tens of thousands of public sector layoffs. The measure would help states avoid teacher layoffs through a \$10 billion education jobs fund, pay for Medicaid, and reduce the deficit by almost \$1.4 billion. House Speaker Nancy Pelosi will reconvened the House from its summer recess on Tuesday, August 10, to vote on the measure.



President's Briefing – Item B
Authorization of Contracts, Partnerships and Agreements

1. Trade Adjustment Assistance

Arbor E&T, LLC

In June, the Board received additional funds from the Texas Workforce Commission in the amount of \$1,900,000. Staff recommends obligating \$1,798,119 to Arbor E&T, LLC to continue providing services to Trade affected workers. The \$1,798,119 consists of the following:

- \$101,683 for operations and case management; and
- \$1,696,436 for training.

RECOMMENDATION: Board ratification to amend the existing Arbor E&T, LLC contract as presented above.

2. Recovery Act (Youth, Adult, and Dislocated Worker)

Youth

The Board was granted a one-month extension through July 31st from the Texas Workforce Commission. The following contract amounts have been adjusted to fully expend the remaining dollars and serve additional youth during the summer months. See attached chart.

Adult

The City of Dallas de-obligated dollars within their contract making available additional funds for job placement efforts. Executive Focus was the vendor of choice in 2009 for the displacement of city employees. At the City's request in 2010, we are extending the contract with Executive Focus. See attached chart.

Dislocated Worker

At the June Board meeting, the Board approved that the Dallas County Community College (DCCCD) could substitute courses to utilize available dollars with \$126,000 remaining to obligate. DCCCD recommends the following courses:

- Medical Front Office Assistant offered by Brookhaven College (\$67,774)
- Advanced Manufacturing WMS offered by Mountain View College (\$150,000)

In addition, staff recommends de-obligating \$104,400 from The Innis Company dollars and re-obligating the dollars to Arbor Education and Training for additional training scholarships. These funds were obligated to the Innis Company prior to their signing a contract to operate the Momentum! An Innis Company transition center assisting UI Claimants with job placements. See attached chart.

RECOMMENDATION: Board authorization to approve the above contract adjustments and courses as presented. In addition, authorization to de-obligate \$104,400 from The Innis Company and re-obligate pass through funds to Arbor Education and Training totaling \$104,400.

Workforce Solutions Greater Dallas

ARRA YOUTH	Mar-09	May-09	Jun-09	Aug-09	Sep-09	May-10	Aug-10
	Original Amount	Modified Amount	Contract Amount 06/03/09	Recommend Contract Amounts	Recommended Contract Amounts	Recommended Contract Amounts	Recommended Contract Amounts
Total Budget	\$6,842,698.00	\$6,842,698.00	\$6,842,698.00	\$6,842,698.00	\$6,842,698.00	\$6,842,699.00	\$6,842,700.00
Administration Costs	\$684,270	\$480,562	\$480,562	\$416,100	\$416,100	\$496,436	\$497,167
Percentage of total budget	10%	7%	7%	6%	6%	7%	7%
Monitoring/Audit	\$137,500.00	\$91,500.00	\$66,500.00	\$66,500.00	\$66,500.00	\$83,414.00	\$84,145.00
- Christine Nguyen	\$80,000.00	\$41,500.00	\$41,500.00	\$41,500.00	\$41,500.00	\$41,500.00	\$41,500.00
- Community Videographer	\$50,000.00	\$50,000.00	\$25,000.00	\$25,000.00	\$25,000.00	\$41,914.00	\$42,645.00
	\$7,500.00						
Board support	\$411,770.00	\$204,000.00	\$404,562.00	\$349,600.00	\$349,600.00	\$413,022.00	\$413,022.00
Payroll system (procured)		\$204,000.00					
- City of Dallas			\$26,375.00	\$26,375.00	\$26,375.00	\$9,313.00	\$9,313.00
- Unique			\$159,471.00	\$159,471.00	\$159,471.00	\$184,311.00	\$184,311.00
- Board Admin / Audit			\$218,716.00	\$163,754.00	\$163,754.00	\$219,398.00	\$219,398.00
Operation Costs	\$1,026,405	\$1,649,476	\$1,649,476	\$1,713,938	\$1,713,938	\$1,779,102	\$1,779,102
	15%	24%	24%	25%	25%	26%	26%
Contractor/Service Providers	\$1,026,405.00	\$1,649,476.00	\$1,467,317.00	\$1,713,938.00	\$1,801,809.00	\$1,931,685.00	\$1,779,102.00
Staffing (eligibility/assessment/case management)		\$1,503,914.00					
- Arbor			\$525,000.00	\$825,000.00	\$825,000.00	\$1,028,211.00	\$875,628.00
- City of Dallas			\$250,000.00	\$167,983.00	\$157,183.00	\$125,260.00	\$125,260.00
- CVC			\$92,817.00	\$92,817.00	\$89,688.00	\$89,688.00	\$89,688.00
- Richland College			\$200,476.00	\$289,676.00	\$391,476.00	\$368,827.00	\$368,827.00
- Dallas Urban League			\$70,493.00	\$70,493.00	\$70,493.00	\$51,730.00	\$51,730.00
- Alameda Heights			\$130,791.00	\$130,791.00	\$130,791.00	\$130,791.00	\$130,791.00
- SER National			\$52,178.00	\$52,178.00	\$52,178.00	\$52,178.00	\$52,178.00
Monitoring - Juanita Forbes	\$135,000.00	\$85,000.00	\$85,000.00	\$85,000.00	\$85,000.00	\$85,000.00	\$85,000.00
Facility/Center Costs		\$60,562.00	\$60,562.00				
Program Costs (intensive and training services)	\$5,132,024	\$4,712,660	\$4,712,660	\$4,712,660	\$4,712,660	\$4,584,608	\$4,584,609
	75%	69%	69%	69%	69%	67%	67%
Summer Youth at 30 hours/week x 8 weeks	\$5,050,000.00	\$4,712,660.00	\$4,479,360.00	\$4,653,681.00	\$4,664,481.00	\$4,603,432.00	\$4,569,477.00
Wages and benefits (\$8.00/hour)							
- Unique				\$3,508,362.00	\$2,508,362.00	\$2,846,229.00	\$2,812,274.00
- City of Dallas				\$545,319.00	\$556,119.00	\$378,467.00	\$378,467.00
- Arbor				\$600,000.00	\$1,600,000.00	\$1,378,736.00	\$1,378,736.00
Support Services	\$82,023.00						
- Arbor			\$30,300.00	\$30,300.00	\$30,300.00	\$15,132.00	\$15,132.00

Workforce Solutions Greater Dallas

ARRA ADULT	Mar-09	May-09	Jun-09	Aug-09	Sep-09	Apr-10	Aug-10
	Original Amount	Modified Amount	Contract Amount 06/03/09	Board Approved Amount	Contract Amount	Contract Amount	Contract Amount
Total Budget	\$2,986,580	\$2,986,580	\$2,986,580	\$2,986,580	\$2,986,580	\$2,986,580	\$2,986,580
Administration Costs	\$149,329.00	\$209,060	\$209,060	\$209,060	\$209,060	\$209,060	\$159,060
Percentage of total budget	5%	7%	7%	7%	7%	7%	5%
Monitoring/Audit	\$59,731	\$29,731	\$29,731	\$29,731	\$29,731	\$27,731	\$27,731
Board Administration	\$89,597	\$149,329	\$166,829	\$166,829	\$166,829	\$166,829	\$131,329
Videographer			\$12,500	\$12,500	\$12,500		
Operation Costs	\$447,987.00	\$627,183	\$627,183	\$627,183	\$627,183	\$627,183	\$743,625
	15%	21%	21%	21%	21%	21%	25%
Staffing (eligibility/assessment/case management)	\$447,987.00	\$531,621					
- Arbor			\$313,615	\$313,615	\$313,615	\$313,615	\$313,615
- DCCCD (Accountants)			\$56,400	\$56,400	\$63,700	\$63,700	\$63,700
Monitoring - Juanita Forbes		\$35,000	\$35,000	\$35,000	\$35,000	\$35,000	\$35,000
Center Costs		\$60,562	\$60,562	\$60,562	\$60,562	\$60,562	\$190,044
Executive Focus						\$79,549	\$141,266
Program Costs (intensive and training services)	\$2,389,264.00	\$2,150,337	\$2,150,337	\$2,150,337	\$2,150,337	\$2,150,337	\$2,083,895
	80%	72%	72%	72%	72%	72%	70%
Work Experience	\$480,000.00	\$480,000					
- City of Dallas/DOORS			\$480,000	\$510,000	\$510,000	\$436,483	\$316,758
Training Scholarships	\$1,440,000.00	\$1,440,000					
- Arbor			\$805,500	\$805,500	\$1,076,638	\$1,076,638	\$1,076,638
- DCCCD			\$344,500	\$585,600	\$314,462	\$430,462	\$430,462
Short Term Training	\$100,000.00	\$230,337					
- Arbor			\$69,237	\$69,237	\$69,237	\$69,237	\$69,237
Current Worker Training	\$189,264.00						
Support Services	\$180,000.00	\$180,000					
- Arbor			\$180,000	\$180,000	\$180,000	\$180,000	\$180,000
Executive Focus - Workshops						\$11,700	\$10,800

Workforce Solutions Greater Dallas

ARRA DISLOCATED WORKER	Mar-09	May-09	Jun-09	Aug-09	Sep-09	Apr-10	Aug-10
	Original Amount	Modified Amount	Contract Amount 06/01/09	Board Approved Amount	Actual Contract Amount	Expended	Expended
Total Budget	\$4,275,429	\$4,275,429	\$4,275,429	\$5,462,218	\$5,462,218	\$5,462,218	\$5,462,218
Administration Costs	\$213,771	\$299,280	\$299,280	\$382,355	\$382,355	\$382,355	\$385,706
Percentage of total budget	5%	7%	7%	7%	7%	7%	7%
Monitoring	\$85,508						
- Christine Nguyen, CPA		\$34,682	\$34,682	\$34,682	\$34,682	\$34,682	\$34,682
Board Administration / Audit	\$133,263	\$133,263	\$246,918	\$246,918	\$246,918	\$246,918	\$351,024
Videographer			\$12,500	\$12,500	\$12,500		
Operation Costs	\$641,314	\$684,069	\$684,069	\$873,955	\$873,955	\$873,955	\$946,499
Percentage of total budget	15%	16%	16%	16%	16%	16%	17%
Staffing (eligibility/assess./case management)							
- Arbor	\$541,314	\$578,423	\$493,120	\$493,120	\$493,120	\$493,120	\$493,120
- DCCCD (Accountants)			\$85,303	\$85,303	\$85,303	\$85,303	\$85,303
Center Costs	\$100,000	\$60,000	\$60,000	\$60,000	\$60,000	\$60,000	\$322,430
Monitoring - Juanita Forbes		\$45,646	\$45,646	\$45,646	\$45,646	\$45,646	\$45,646
Program Costs (intensive and training services)	\$3,420,343	\$3,292,080	\$3,292,080	\$4,205,908	\$4,205,908	\$4,205,908	\$4,130,013
Goal: 100% YTD as of March	80%	77%	77%	77%	77%	77%	76%
750 Dislocated Worker YTD served as of March 2009							
750 NEW GOAL							
Workshops - Rapid Response Vendors <i>(average cost of \$500.00 x400 customers)</i>	\$200,000						
Individual Referral Options/Train the Trainer	\$50,000						
- The Innis Company		\$104,400	\$104,400	\$104,400	\$104,400	\$104,400	\$0
Training Scholarships	\$1,555,200						
- Arbor		\$1,622,537	\$1,622,537	\$1,622,537	\$2,415,226	\$2,589,332	\$2,693,732
Industry-specific customized training (\$8,500 x 100 customers - class sized training)	\$850,000						
- DCCCD		\$650,000	\$650,000	\$650,000	\$921,138	\$921,138	\$921,138
Short-term training (\$1,000 x 500 customers)	\$500,000						
- Arbor		\$250,000	\$250,000	\$250,000	\$250,000	\$250,000	\$250,000
Supportive Services	\$265,143	\$265,143					
- Arbor			\$265,143	\$265,143	\$265,143	\$265,143	\$265,143

3. TANF (Summer and Texas Back to Work)

A. Texas Back-to-Work Initiative

The Board authorized an amendment to the ARBOR E&T contract for a total amount of \$580,098 to provide services under the Texas Back to Work (TBTW) Initiative including employer incentives funded by Texas General Revenue funds. Recently, the Board received an additional \$677,000 in General Revenue funds. Staff recommends contracting available TBTW grant increases to Arbor Education and Training. To date, 550 UI claimants have been employed. This is the second highest performance in the State. See Chart. Staff has been advised that an additional increase will be received in the next few days and an additional contract amendment will be required to enable Arbor to continue services. Any additions will be contracted to Arbor and will be presented to the Board September for ratification.

On May 25, 2010, the Texas Workforce Commission issued a contract for a total of \$6,160,000 in Recovery Act of 2009 Temporary Assistance for Needy Families (TANF) Emergency Contingency Funds (ECF) to provide TBTW services. Staff recommends the following contract amounts:

<u>Contractor</u>	<u>Total Contract Amounts</u>
Arbor Education and Training	\$5,900,000
Juanita Forbes	\$ 18,720
Dawson, Murray and Teague	\$ 5,000
Christine Nguyen	\$ 25,500

RECOMMENDATION: Board authorization to contract for the amounts indicated above.

TBTW Performance: Claimants Enrolled

Based on 8/9/2010 TWIST data

								Total- Year 1 TBTW (BTW/XSE Contracts)							
		TBTW BTW (GR Funded Contract)			TBTW XSE (TANF Funded Contract)			BTW/XSE Combined			State Share			Sept 30 2010 Target	
		Claimants Enrolled	Target	% of Target	Claimants Enrolled	Target	% of Target	Claimants Enrolled	Target	% of Target	% state share	Performance as a % of state share	% of state share outstanding	Remainder of target	Weekly goal
1	Panhandle	37	72	51.39%	23	77	29.87%	60	149	40.27%	1.03%	0.42%	0.62%	89	11
2	South Plains	17	72	23.61%	48	109	44.04%	65	181	35.91%	1.26%	0.45%	0.81%	116	15
3	North Texas	24	64	37.50%	22	35	62.86%	46	99	46.46%	0.69%	0.32%	0.37%	53	7
4	North Central Texas	217	247	87.85%	138	210	65.71%	355	457	77.68%	3.17%	2.46%	0.71%	102	13
5	Tarrant County	104	204	50.98%	31	172	18.02%	135	376	35.90%	2.61%	0.94%	1.67%	241	30
6	Dallas County	408	266	153.38%	142	2,800	5.07%	550	3,066	17.94%	21.28%	3.82%	17.46%	2,516	315
7	Northeast Texas	68	70	97.14%	60	74	81.08%	128	144	88.89%	1.00%	0.89%	0.11%	16	2
8	East Texas	104	115	90.43%	92	123	74.80%	196	238	82.35%	1.65%	1.36%	0.29%	42	5
9	West Central Texas	11	68	16.18%	9	77	11.69%	20	145	13.79%	1.01%	0.14%	0.87%	125	16
10	Upper Rio Grande	234	112	208.93%	104	756	13.76%	338	868	38.94%	6.02%	2.35%	3.68%	530	66
11	Permian Basin	13	77	16.88%	10	39	25.64%	23	116	19.83%	0.81%	0.16%	0.65%	93	12
12	Concho Valley	33	57	57.89%	26	105	24.76%	59	162	36.42%	1.12%	0.41%	0.71%	103	13
13	Heart of Texas	52	72	72.22%	40	45	88.89%	92	117	78.63%	0.81%	0.64%	0.17%	25	3
14	Capital Area	38	130	29.23%	42	203	20.69%	80	333	24.02%	2.31%	0.56%	1.76%	253	32
15	Rural Capital	38	109	34.86%	19	84	22.62%	57	193	29.53%	1.34%	0.40%	0.94%	136	17
16	Brazos Valley	28	66	42.42%	27	105	25.71%	55	130	42.31%	0.90%	0.38%	0.52%	75	9
17	Deep East Texas	34	77	44.16%	72	105	68.57%	106	182	58.24%	1.26%	0.74%	0.53%	76	10
18	Southeast Texas	33	88	37.50%	28	224	12.50%	61	312	19.55%	2.17%	0.42%	1.74%	251	31
19	Golden Crescent	32	60	53.33%	15	16	93.75%	47	76	61.84%	0.53%	0.33%	0.20%	29	4
20	Alamo	81	202	40.10%	78	479	16.28%	159	681	23.35%	4.73%	1.10%	3.62%	522	65
21	South Texas	20	65	30.77%	26	63	41.27%	46	128	35.94%	0.89%	0.32%	0.57%	82	10
22	Coastal Bend	40	92	43.48%	36	175	20.57%	76	267	28.46%	1.85%	0.53%	1.33%	191	24
23	Lower Rio Grande	46	130	35.38%	59	196	30.10%	105	326	32.21%	2.26%	0.73%	1.53%	221	28
24	Cameron County	37	80	46.25%	36	126	28.57%	73	206	35.44%	1.43%	0.51%	0.92%	133	17
25	Texoma	62	62	100.00%	116	126	92.06%	178	188	94.68%	1.30%	1.24%	0.07%	10	1
26	Central Texas	69	75	92.00%	10	189	5.29%	79	264	29.92%	1.83%	0.55%	1.28%	185	23
27	Middle Rio Grande	37	64	57.81%	61	162	37.65%	98	226	43.36%	1.57%	0.68%	0.89%	128	16
28	Gulf Coast	566	544	104.04%	194	4,235	4.58%	760	4,779	15.90%	33.17%	5.28%	27.90%	4,019	502
	TOTAL	2,483	3,341	74.32%	1,564	11,066	14.13%	4,047	14,409	28.09%	100.01%	28.09%	71.92%	10,362	1,295
	<i>Statewide Target to Date*</i>	<i>2,272</i>		<i>68.00%</i>	<i>7,525</i>		<i>68.00%</i>	<i>9,797</i>		<i>68.00%</i>					

*Statewide Target to Date based on an April 12, 2010 start date and a September 30, 2010 end date for a total of 25 weeks. The above targets represent expectations for 17 weeks of production.

B. TANF Summer

The Board received the remaining dollars from the Texas Workforce Commission for the TANF Summer program. Please find the modified contract amounts indicated below:

Contractor – Number Served	Admin/Operation Budget		Wages		Total Grant Award
Arbor Education and Training – 2,796	\$819,982*	11.89%	\$0	0%	\$963,950
Urban League – 120	\$41,371*	.6%	\$0	0%	\$41,371
Richland College – 84	\$28,960	.42%	\$0	0%	\$28,960
Unique – 3,000	\$316,347*	4.59%	\$6,895,200	75%	\$7,211,547
Admin.-Ops Board -C. Nguyen -J. Forbes	\$517,140* \$53,340 \$26,430	7.5%	\$0	0%	\$373,172
Total	\$1,723,800*	25%	\$6,895,200	75%	\$8,619,000

**This is assuming planned numbers served.*

RECOMMENDATION: Board ratification of the contract amounts indicated above.

4. Additional Assistance Dislocated Worker Funds

The Board received additional dislocated worker funds totaling \$400,000 specifically to meet the needs of the City of Dallas employees. Staff received a proposal for job placement and job readiness services from Executive Focus totaling \$358,589. Executive Focus has proven to be an excellent job placement source for dislocated workers.

RECOMMENDATION: Board authorization to negotiation and contract with Executive Focus not to exceed \$358,589 to provide job placement and job readiness services to dislocated workers.

5. Workforce Investment Act (youth, adult, dislocated worker)

Following the close-out of WIA, funds are available to contract with current contractors. Board action in May allotted a minimum dollar to Arbor to maintain operations for the July – Sept. quarter of WIA funding. Arbor has requested additional assistance to maintain a greater number of frontline staff providing direct services to customers. In addition, Richland College and Gulf Coast Trades will require additional money to maintain the size of the current program. Staff recommends the following amendments to utilize carry-over funds and meet contractor requests:

Youth

- Richland College adding an additional \$240,000 for youth services.
- Gulf Coast Trades adding an additional \$54,390 for youth services.

Adult

Arbor Education and Training adding an additional \$1,300,598 in pass through funds (obligated by September 30, 2010 but spent by April 30, 2011), and \$150,000 to maintain front-line staffing through September 30, 2010.

Dislocated Worker

Arbor Education and Training adding an additional \$712,229 in pass-through funds (obligated by September 30, 2010 but spent by April 30, 2011), and

\$150,000 to maintain front-line staffing through September 30, 2010.

RECOMMENDATION: Board authorization to approve the above contract amendments to utilize available WIA carry-over dollars.

6. Facility Improvements

Q-net performed numerous special IT projects throughout the past year that were unanticipated by their original contract, including, renovations at the Mesquite office, set-up and weekly maintenance for the Preston momentum location, additional cabling required at the new Southwest location, installation of a new server to accommodate the TANF workflow project, and installing cable drops in all locations to accommodate the new copiers. The costs for these projects and to cover continued regular maintenance through the end of the contract period is \$148,000 and is within budget.

In addition, recently the Arbor Youth Center located off Wheatland has been vacated. All youth staff will be located throughout each workforce center instead of a separate. As a result, there's some additional IT costs associated with the move, Q-Net proposes costs totaling \$5,569.

RECOMMENDATION: Board authorization to amend the Q-Net contract to cover costs for special projects and weekly maintenance not to exceed \$153,569.

7. National Emergency Grant – On the Job Training

The Board received notification from TWC that the Dallas Area was awarded \$722,718. As briefed at the June Board meeting, the Urban League of Greater Dallas will be a primary partner for the implementation of this special project. Following negotiations, staff recommends contracting with the Dallas Urban League of Greater Dallas for \$657,010 to serve 113 participants with on-the-job training activities.

RECOMMENDATION: Board authorization to approve the contract with the Dallas Urban League of Greater Dallas pending receipt of a contract with the Texas Workforce Commission.

8. Compliance Monitoring Contracts

Workforce Solutions Greater Dallas issued a Request for Proposals (RFP) on June 22, 2010, for Fiscal Monitoring Services of Board Contractors, as well as an RFP for Program Compliance Monitoring Services of Board Contractors. The deadline for proposals in response to the RFPs was July 22, 2010. Consideration for funding under the RFPs placed emphasis on **overall responsiveness, quality of program design/responsiveness to programmatic objectives, organizational capability/demonstrative effectiveness and cost for services.**

The Board received one (1) proposal in response to the Fiscal Monitoring Services RFP, and it was from our current provider, **Christine H. Nguyen, CPA**. The Board also received one (1) proposal in response to the Program Compliance Monitoring Services RFP, and it was from our current provider, **Juanita Forbes & Associates, LLC**. The two proposals were distributed to readers, evaluated, and scored. Both proposals met the Board's threshold of 70 percent or above to provide respective monitoring services.

Staff is requesting to negotiate with **Christine H. Nguyen, CPA** and **Juanita Forbes & Associates, LLC** to provide services. Since only one proposal was received for each RFP, we must request approval of **non-competitive procurement certification** by the Texas Workforce Commission as final approval.

Proposer	Proposed Cost	Overall Responsiveness (10)	Quality of Program Design (35)	Demonstrative Effectiveness (25)	Cost Reasonableness (30)	Total Score (100)
Christine H. Nguyen, CPA Fiscal Monitoring	\$87,990	9.8	32	23.2	26.8	91.8
Juanita Forbes & Associates, LLC Program Monitoring	\$142,090	8.2	31.2	21.8	24.4	85.6

RECOMMENDATION: Board authorization for staff to negotiate a contract with **Christine H. Nguyen, CPA** to provide Fiscal Monitoring Services of Board Contractors from October 1, 2010 through September 30, 2011 at a cost not to exceed \$87,990. In addition, authorization for staff to negotiate a contract with **Juanita Forbes & Associates, LLC** to provide Program Compliance Monitoring Services of Board Contractors from October 1, 2010 through September 30, 2011 at a cost not to exceed \$142,090. Since only one proposal was received for each procurement, the recommendation for each provider of services is contingent on approval of **non-competitive procurement certification** by the Texas Workforce Commission.

9. Program Enhancements Procurement

In June 2009, the Board received a \$2.2 million special dislocated worker grant which included the procurement of virtual tools, supplies, assessments from various vendors to enhance services to higher skilled and wage dislocated workers, and to offer Business Access online service, Great Jobs. Staff recommends utilizing the available dollars by extending existing contracts and offering new assessment and career exploration tools for dislocated workers.

A. Existing Contracts

Momentum! - The Momentum Transition Center has been in operation since September 1, 2009 and has a budget of \$955,484. The contract termination date is August 30, 2010 but projections indicate that there will be a surplus sufficient to continue operation through the end of November. The project has served over 1,000 individuals with 457 finding employment at an average wage of \$110,323. Staff requests approval to negotiate a no-cost extension through November 30, 2010. Staff will request additional funds from TWC to continue this project through March 2011.

RECOMMENDATION: Board authorization to negotiate and approve a no cost extension with Momentum through November 30, 2010.

GreatJobUS.com - Business Access (BA) has built an online community for Dallas job seekers, and provide services since July 2009 for an initial budget of \$743,000 and a termination date of August 30, 2010. GreatJobUS.com has a current membership of over 5,200 job seekers and offers Dallas job seekers a wide variety of training, webinars, and online networking opportunities. Business Access submitted a proposal in response to the Innovative Technological Tools IFB to extend and enhance the online service including assessment for three years with a first-year cost of \$81,500. The project scored above 70, but offers elements that are duplicative of the higher scoring proposals. Staff strongly recommends negotiating with BA to continue the online community for one year. BA has two contracts with the board for rapid response services, and contract funds are adequate to afford the additional year. Staff requests approval to negotiate a no-cost restructured contract from September 1, 2010 through August 30, 2011 based upon the proposal submitted by BA.

B. New Contracts

Workforce Solutions Greater Dallas issued an Invitation for Bids (IFB) on June 29, 2010, to expand the range of customer services in local workforce operations. The deadline date for proposals in response to the IFB was July 29, 2010. Consideration for funding under the IFB placed emphasis on **overall responsiveness, experience and qualifications, quality of services and products, quality references, commitment to timeline for system delivery and implementation and competitiveness of cost for services.**

We received nine (9) responsive proposals to the IFB. The nine proposals were distributed to readers, evaluated, and scored. Proposal information is indicated below by score.

Kuder, Inc., Adel, Iowa (Score: 89.8) – **Kuder Journey System**, a turnkey online career planning tool designed to meet the needs of diverse adult populations. Some system functionalities are: online resume preparation, career needs assessment, career awareness, individualized/accessible online portfolios, self-help assessment and options for other innovative technological tools. The proposed cost for system delivery and implementation, training WFS Dallas staff, one year of technical support and 1st year license fee (which allows for maximum of 100,000 users) is **\$117,400.00**.

The Quality Group, Inc., Atlanta, Georgia (Score: 78.4) - **An Online Work Readiness (Employability Skills) Training and Assessment System** that includes WinAt-Work (web-based), which teaches employability skills for career and personal growth. WinAt-Work's engaging design features dozens of actors and hundreds of video scenarios requiring continual learner interaction. The content is energizing, effective, and easy to navigate and use for all types of people – even those who have never touched a computer. The system also provides for training in specific work readiness areas (interviewing, good work habits, getting along and getting ahead), pre and post-assessments, training content and assessment delivery system, management tools and OpusWorks. The proposed cost for system delivery and implementation, training WFS Dallas staff and one year of technical support is **\$3500** in addition to one year license fee for following packages for number of users: 2500 users @ **\$25,000**; 5000 users @ **\$35,000**; 7500 users @ **\$37,000** and unlimited number of users for 12 months @ **\$37,500**.

Business Access, LLC, Dallas (Score: 75.8) – **Great Job 2nd Generation (GJ2)** that will promote self-help amongst job seekers and social connectors. The system will be accessible by anyone with access to the internet, regardless of geographic lines. In short, the system will provide WFS Dallas with an all inclusive one-stop virtual location to serve all workforce services consumers throughout Dallas County and beyond. The proposed cost for system delivery and implementation, training WFS Dallas staff, unlimited users, personnel cost, Prove It Assessments (1,000 packages), and 1st year license fee ((which allows for unlimited users) is **\$87,500.00**

Geographic Solutions Inc., Palm Harbor, Florida (Score: 74.4) – **Virtual OneStop System**, a comprehensive, customer- friendly, robust, internet-based application with job search and matching component and inclusive of "Laser Job Search Technology" that expedites job searching activity. Services provided through the system are; online resume preparation and job seeker customer registration, career needs assessment and career services, career awareness including career services and labor market information, individualized online profiles/portfolios for job seeker access, self-help assessments. The proposed cost for system delivery and implementation, training WFS Dallas staff, one year of technical support and 1st year license fee is **\$74,950.00**.

Profiles International, Inc., Waco, Texas (Score: 71.8) – **JobFit**, a turnkey workforce intelligence system that automatically uncovers and matches transferable skills wit the specific requirements of local industry sectors or individual employers. Web-based JobFit automatically assesses and analyzes the region's transferable skill needs and inventories, matches them (down to specific individuals on specific jobs at individual businesses), and notifies workforce professionals and economic developers of matches. Additionally, JobFit provides its own holistic "soft" skills assessment that measures Thinking Styles, Behavioral Traits and Occupational Interests. The proposed cost

for system delivery and implementation, training WFS Dallas staff, one year of technical support and 1st year license fee (which allows for maximum of 25,000 users) is **\$29,000.00**.

Dynamic Works Institute, Rockledge, Florida (Score: 65.0) – Three services and products: **An Online Self-Paced Training Solution – 5 Empowering Steps to Career Success**; an **Online Training and Meeting Solutions**; and Employer Orientations/Tours of Service. The **Online Self-Paced Training Solution** curricula set is created to address the significant challenges faced by today's job seekers and career coaches. The **Online Training and Meeting Solutions** provide workforce development organizations a cost effective tool for training and hosting virtual meetings with staff, job seekers, or employers in remote locations.

The **Multi-Media Self-Paced Job Seeker and Employer Orientations/Tour of Services** allow you to orient job seekers and employers on the services provided by your organization without requiring any staff intervention. The proposed cost for system delivery and implementation, training WFS Dallas staff, one technical support and 1st year license fee (which allows for unlimited users) for the **Online Self-Pace Training Solution (5 Empowering Steps to Career Success)** is **\$89,840.00**. The proposed cost for system delivery and implementation, training WFS Dallas staff, one technical support and 1st year license fee (which allows for 100 users) for the **Online Training and Meeting Solutions** is **\$11,600.00**. The proposed cost for system delivery and implementation, training WFS Dallas staff, one year of technical support and 1st year license fee (which allows for unlimited users) for the **Self-Pace Job Seeker and Employer Orientation/Tour of Services** is **\$37,400.00**.

SilverCensus, Inc. d.b.a. GoliathJobs, Jupiter, Florida (Score: 63.4) – **Develop a custom, branded employment portal to be hosted by GoliathJobs**. It will include an unlimited user license for WFS Dallas team, job seekers and employers. System features will include, but are not limited to, branded with client logo and site colors; full administrative control and content management; employer functionality to post jobs, volunteer roles, internships; employer verification; job seeker verification; job search functionality; and training of staff. The proposed cost for system delivery and implementation, training WFS Dallas staff, one year of technical support and 1st year license fee (which allows for unlimited users) is **\$8,489.00**.

Insala LLC, Euless, Texas (Score: 61.2) – **EmploymentTalk System**, a web based software for organizations needing to assist job seekers with career transition and career development initiatives. It can be used individually or as a solution for an integrated, in-depth, and broad approach to assist job seekers with tools to find jobs faster. The proposed cost for system delivery and implementation, training WFS Dallas staff, one year of technical support and 1st year license fee (which allows for maximum of 3,000 users) is **\$98,127.00**.

Express Employment Professionals, Irving, Texas (55.0) – **The Transition Coach**, an online employee assessment tool created by Profiles International, Inc. that Express Employment Professionals is licensed to use and re-sell to other companies and organizations. The tool helps candidates select careers or college programs that match unique abilities, talents, and interests. The online system is user-friendly, available for multiple locations and available to be taken by a job seeker in English and in Spanish. The tool is available for 1,000 transition coach assessments at \$50.00 each. The proposed cost for system delivery and implementation, training WFS Dallas staff and for 1,000 transition coach assessments is **\$52,000.00**.

Recommendation: Board authorization to negotiate and purchase the following services:

- Kuder, Inc. to provide Kuder Journey system at a negotiated price. As presented the first year is proposed at \$117,000 providing up to 100,000 users. It is very unlikely that we would obtain that level of usage as the Dallas board alone. We will negotiate a reasonable service level and price or an extended service area partnering with other organizations,
- Quality Group, to provide online work readiness at a reduced price from the extended bid, and
- Business Access to continue our online services through Great Jobs within an existing BA contract. Sufficient funds remain to afford a one-year extension for services through August 30, 2011.



Transportation Policy

Following the release of Texas Workforce Commission, WD Letter 27-10, Boards are to develop policies that simplify transportation support across all programs and promote safeguards against the misuse of transportation funds, and include a policy that address the following;

- Personal and vehicular standards;
 - Bus Passes
 - Gas Cards
 - Repairs
 - Insurance
 - Registration
 - Inspection
 - Consumables (tires)
- Specified minimum standards
 - Expenses must be reasonable and necessary
 - Financial caps (types of support and time periods)
 - Receipts
 - Demonstrate ownership

The Board will incorporate the language within the existing supportive services policy.

Training Providers – Initial Performance Eligibility

Every year, TWC requests that board’s revisit their policy on training provider minimum initial performance eligibility. Our current standards are indicated below and we recommend keeping these performance standards in place for another year.

<u>Initial Eligibility Performance Measure</u>	<u>Dallas Minimum Standards</u>
ALL – Program Completion Rate	70%
ALL – Entered Employment Rate	75%
ALL – Average Wage Rate (at placement)	\$13.59
ALL – Average Quarterly Wage	\$5,300

The Board will continue the existing policy for performance of Eligible Training Providers.

RECOMMENDATION: Board authorization to approve the above policies as described.



President's Briefing – Item D
Childcare/Childcare Quality

I. ARRA Childcare Amendment

ChildCareGroup has requested additional ARRA Childcare operational funds to cover expenses through September 30, 2010 in the amount of \$40,000. Staff recommends amending the existing contract with the additional funds.

Recommendation: Board authorization to amend CCG existing contract as presented above.

II. Childcare Quality

As briefed at the May and June Board meetings, approximately \$2.1 million is available to contract for state approved quality activities. Following several meetings with childcare providers/vendors, and board staff, ChildCareGroup offers several options for the Quality dollars, which are indicated below for Board consideration:

1. CHILDCAREGROUP PROPOSED RATE INCREASE FOR PROVIDERS

This is not an approved activity for quality dollars; however, staff will re-visit rate increases and will brief the board at the September board meeting. Staff will research this proposal with the Childcaregroup to ensure that the performance goals continue to be met and the increase is sustainable for years to come.

- 2. PROPOSAL TO ENHANCE EXISTING PLAYGROUND EQUIPMENTS OR INSTALL A NEW PLAYGROUND IN CCA Facilities Summary Statement:** Environmentally safe and adequate outdoor play area and playground equipment in a child care setting is a key part of any quality early childhood programming. It promotes physical activity— a key factor in disease prevention, childhood obesity, and developing children's gross motor skills, as well as social and cognitive development. Through a rigorous application process, CCG will select approximately 27 sites/providers benefiting approximately 1350 children or up to 54 sites/providers benefiting approximately 2,700 children.

Budget: \$500,009.41 (27 sites and 1,350 children)
\$1,031,000 (54 sites and 2,700 children)

3. COMPUTER MENTORING PROPOSAL

Summary Statement: Efficient use of technology is a major factor in the delivery of quality child care. Not only does it allow staff to spend more time with the children, it offers a mechanism for efficient accounting, registration, curriculum planning, and online learning for staff. The grant will provide services to 100 childcare center administrators and their staff.

Budget: \$ 526,232.20

4. PROPOSAL FOR CLASSROOM COMPUTERS WITH LITERACY/LANGUAGE/SCHOOL READINESS EMPHASIS

Summary: Many CCA children are at high risk for significant delays in language and literacy skills needed for school readiness. This initiative would address teacher skills needed to assist language and literacy

development, provision of language/literacy materials and computer/computer programs to promote language/literacy development in childcare classrooms. 100 classrooms with pre-school and school age children meeting select criteria would be targeted.

Budget: \$ 531,161.59

5. TRAINING SERIES ON PARENT/CHILD CARE PARTNERSHIPS

Summary: In collaboration with the ChildCareGroup, Launchability will offer three experiential workshops targeted at parents and childcare providers. Both will gain important information and insights about early emotional development as well as have opportunities for enriching communications and relationships for the well-being of the children. Three workshops would target 25 -35 CCA parents and childcare workers.

Budget: \$ 8,572.30

<p>RECOMMENDATION: Board authorization to negotiate and contract with the ChildCareGroup for options #2-5 as indicated above to obligate the available childcare quality dollars.</p>
--

Quality Assurance and Oversight, President's Briefing - Item E
WORKFORCE SOLUTIONS GREATER DALLAS MONITORING RESULTS

Date / Contractor	Type and Scope of Review	Issues Noted	Results
June 2010 Arbor Education and Training	Program review of Management and Operations of Workforce Center Contract services at Southwest Center . FINAL RESOLUTION	Report represents the FINAL RESOLUTION for Southwest Center review conducted in 2009. Previous reports issued in June 2009, October 2009 and May 2010. No issues remaining.	External monitor accepted contractor response. All issues resolved. Total questioned costs repaid \$9,249.15.
May 2010 Arbor Education and Training	Program review of Management and Operations of Workforce Centers Contract-Non-Custodial Parent (NCP) Choices Program <ul style="list-style-type: none"> • Eligibility • Assessment • Individual Employment Plans • Participation and non-compliance • Case Management • Support Services • Post-Employment Services • TWIST Data Entry • Case Closure 	Made recommendations related to the following areas: <ul style="list-style-type: none"> • Work-in-Texas registration • Individual Employment Plans • Participation and non-compliance • Case management • Support Services • Post-employment • Case closure • TWIST Data Entry 	Contractor response forwarded to external monitor for review and resolution on June 7, 2010.
May 2010 Arbor Education and Training	Program review of WIA and ARRA Adult services contract including: <ul style="list-style-type: none"> • Core, Assisted Core, Intensive and Training Services • Eligibility • ITA • Individual Employment Plans • Support Services • Case Management • Performance Tab • Employment • TWIST Data Entry • Case Closure • O"Net and CIP Codes 	Made recommendations related to the following areas: <ul style="list-style-type: none"> • Core, Assisted Core, Intensive and Training Services • Eligibility • ITA • Support Services • Case Management • Performance Tab • Employment • TWIST Data Entry • O"Net and CIP Codes 	Contractor response forwarded to external monitor for review and resolution on June 7, 2010.

ARRA – American Recovery and Reinvestment Act

Choices – Program serving Temporary Assistance to Needy Families (TANF) welfare recipients.

Project RIO – Re-Integration of Ex-Offenders

SNAP – Supplemental Nutritional Assistance (formerly known as Food Stamps) Employment and Training Program

WIA – Workforce Investment Act

Shaded areas included in previous reports.

Quality Assurance and Oversight, President’s Briefing - Item E
WORKFORCE SOLUTIONS GREATER DALLAS MONITORING RESULTS

Date / Contractor	Type and Scope of Review	Issues Noted	Results
May 2010 Arbor Education and Training	Program review of Management and Operations of Workforce Centers Contract <ul style="list-style-type: none"> • Choices 	While the overall error rate was reduced from 23% to 18% for this review, the following individual areas maintained higher than average error rates: <ul style="list-style-type: none"> • Allowable activities (80%) • Participation (80%) • Non-compliance (40-45%) • Employment Outcomes (61%) • TWIST data entry (57% -65%) 	Contractor response forwarded to external monitor for review and resolution.
May 2010 Arbor Education and Training	Financial review of Workforce Center contract, WIA and ARRA adult, Dislocated Worker, and Youth contract including: <ul style="list-style-type: none"> • Audit • Accounting system and controls • Transaction testing and verification of personnel and non-personnel costs • Budget and expenditures • Cash management • Cash substitute management • Cost category compliance • Cost allocation plan/ Indirect costs pools system and implementation • Education and training payments • Financial reporting • Insurance, bonding and collateral agreements • Support service payments 	Made recommendations related to: <ul style="list-style-type: none"> • Audit • Cost allocation • Expenditure disbursements • Education and training payments • Support service payments • Financial reporting Prior year findings resolved: <ul style="list-style-type: none"> • Cost allocation • Expenditure disbursements • Education and training payments • Support service payments • Financial reporting • Property management • Procurement 	Contractor response forwarded to external monitor for review and resolution on May 27, 2010.

ARRA – American Recovery and Reinvestment Act

Choices – Program serving Temporary Assistance to Needy Families (TANF) welfare recipients.

Project RIO – Re-Integration of Ex-Offenders

SNAP – Supplemental Nutritional Assistance (formerly known as Food Stamps) Employment and Training Program

WIA – Workforce Investment Act

Shaded areas included in previous reports.

Quality Assurance and Oversight, President’s Briefing - Item E
WORKFORCE SOLUTIONS GREATER DALLAS MONITORING RESULTS

Date / Contractor	Type and Scope of Review	Issues Noted	Results
May 2010 Arbor Education and Training	Program review of Management and Operations of Workforce Centers Contract-Southwest Center. 2 nd final determination	Original monitoring report issued June 2009 and final determination report issued October 2009. Subsequently, the contractor submitted a check for \$210.00, but failed to address remaining issues. Additional documentation requested was received in March 2010. This second final determination acknowledges all documents provided including the \$210.00 reimbursement and requests payment for remaining questioned costs: \$9,049.15.	Requested the contractor reimburse the board for any remaining questioned costs. Subsequent response received June 2010.
May 2010 SER – Jobs for Progress	Financial review of WIA youth services contract including: <ul style="list-style-type: none"> • Accounting system and controls • Transaction testing and verification of personnel and non-personnel costs • Budget and expenditures • Cash management • Indirect costs • Financial reporting • Insurance. 	None remaining	No response required.
April 2010 Urban League of Greater Dallas and North Central Texas	Financial follow-up review of WIA youth services contract including: <ul style="list-style-type: none"> • Analysis of contractor response to prior review. 	Made recommendations related to: <ul style="list-style-type: none"> • Cash management • Disbursements • Financial reporting 	Contractor response forwarded to external monitor for review and resolution on May 11, 2010.

ARRA – American Recovery and Reinvestment Act
 Choices – Program serving Temporary Assistance to Needy Families (TANF) welfare recipients.
 Project RIO – Re-Integration of Ex-Offenders
 SNAP – Supplemental Nutritional Assistance (formerly known as Food Stamps) Employment and Training Program
 WIA – Workforce Investment Act
 Shaded areas included in previous reports.

Quality Assurance and Oversight, President’s Briefing - Item E
WORKFORCE SOLUTIONS GREATER DALLAS MONITORING RESULTS

Date / Contractor	Type and Scope of Review	Issues Noted	Results
April 2010 DCCCD	Financial review of WIA and ARRA youth services contract including: <ul style="list-style-type: none"> • Accounting system transaction testing and verification of personnel and non-personnel costs • Audit • Budget and expenditures • Cash management • Financial reporting • Insurance • Bonding and collateral agreements. 	Made recommendations related to: <ul style="list-style-type: none"> • Cash management • Financial reporting 	Contractor response forwarded to external monitor for review and resolution on May 17, 2010.
April 2010 Special Care and Career	Financial review of ARRA childcare quality contract including: <ul style="list-style-type: none"> • Organizational practices • Internal monitoring, controls and accounting practices • Financial capacity • Accounting systems • Cost allocation • Purchasing and procurement system • Policies and procedures for Human Resources • Financial • Tax filings • Cash management. 	Made recommendations regarding <ul style="list-style-type: none"> • Policies • Internal controls • Accounting practices • Procurement 	Recommendations noted required no response, but will be reviewed as follow-up at subsequent reviews.

ARRA – American Recovery and Reinvestment Act
 Choices – Program serving Temporary Assistance to Needy Families (TANF) welfare recipients.
 Project RIO – Re-Integration of Ex-Offenders
 SNAP – Supplemental Nutritional Assistance (formerly known as Food Stamps) Employment and Training Program
 WIA – Workforce Investment Act
 Shaded areas included in previous reports.

Quality Assurance and Oversight, President’s Briefing - Item E
WORKFORCE SOLUTIONS GREATER DALLAS MONITORING RESULTS

Date / Contractor	Type and Scope of Review	Issues Noted	Results
April 2010 Gulf Coast Trades	Financial review of WIA youth services contract including: <ul style="list-style-type: none"> • Accounting System and Controls • Cash Management • Cost Allocation • Expenditure Transaction Testing of Personnel and Non-Personnel costs • Financial Reporting • Insurance. 	No instances of non-compliance or otherwise reportable conditions were noted.	No response required.
April 2010 Arbor Education and Training	Special program review of WIA and ARRA youth projects to investigate allegations received in a complaint from an Arbor employee related to personnel issues.	Personnel issues previously brought to the attention of Arbor Human Resources. External monitor requested copy of internal resolution for this complaint.	Contractor’s internal personnel investigation concluded. No further action taken.
April 2010 Arbor Education and Training	Special program review of WIA and ARRA youth to investigate allegations received in a complaint from contractor’s employee, that Arbor had initiated an internal monitoring review where issues identified were not resolved. External monitor requested copies of work papers and the report indicating review was initiated and never completed.	All costs associated with the cases included in this internal review were questioned until the contractor completed the review and responded to the original findings. Also recommended the contractor establish procedures for internal reviews and their resolution.	Internal case review completed and contractor response forwarded to external monitor for resolution. Contractor agreed to repay questioned costs in the amount of \$14,434.57.
April 2010 Arbor Education and Training	Special program review of WIA and ARRA youth projects to investigate allegations received in a complaint from an Arbor employee, alleging eligibility issues with 34 Youth cases served during summer 2009.	One case was previously reviewed Two cases did not receive any services. One case closed prior to summer 2009. Of the remaining thirty cases, five cases could not be located, so all costs associated with those five cases were questioned. For remaining cases, where errors noted impacted eligibility all associated costs were questioned.	Contractor response forwarded to external monitor for review. Contractor agreed to repay questioned costs in the amount of \$1,714.

ARRA – American Recovery and Reinvestment Act
Choices – Program serving Temporary Assistance to Needy Families (TANF) welfare recipients.
Project RIO – Re-Integration of Ex-Offenders
SNAP – Supplemental Nutritional Assistance (formerly known as Food Stamps) Employment and Training Program
WIA – Workforce Investment Act
Shaded areas included in previous reports.

Quality Assurance and Oversight, President’s Briefing - Item E
WORKFORCE SOLUTIONS GREATER DALLAS MONITORING RESULTS

Date / Contractor	Type and Scope of Review	Issues Noted	Results
March 2010 City of Dallas	Financial review of WIA and ARRA youth services contract including: <ul style="list-style-type: none"> Accounting System Transactions Testing and Verification of Personnel and Non-Personnel Costs Financial Reporting Insurance. 	Made recommendations related to: <ul style="list-style-type: none"> Disbursements of personnel and non-personnel costs Financial reporting. 	Contractor response forwarded to external monitor for review and resolution on May 11, 2010. Final Determination pending.
March 2010 Arbor Education and Training	Program review of WIA and ARRA Adult services contract including: <ul style="list-style-type: none"> Core, Assisted Core, Intensive and Training Services Eligibility ITA Individual Employment Plans Support Services Case Management Performance Tab Employment TWIST Data Entry Case Closure O*Net and CIP Codes. 	Made recommendations related to: <ul style="list-style-type: none"> Assisted Core Intensive and Training Services Eligibility ITA Individual Employment Plans Support Services Case Management Performance Tab Employment TWIST Data Entry Case Closure O*Net and CIP Codes 	Contractor response forwarded to external monitor for review.
March 2010 Urban League of Greater Dallas and North Central Texas	Financial review of WIA youth services contract including: <ul style="list-style-type: none"> Accounting System and Controls Accounting System Transactions Verification of Personnel and Non-Personnel Costs Budget and Expenditures Cash Management Cost Allocation Plan Financial Reporting. 	Made recommendations related to: <ul style="list-style-type: none"> Cash management Cost allocation Disbursements Financial reporting. 	Contractor response forwarded to external monitor for review. Some issues remained unresolved and were included in follow-up report.

ARRA – American Recovery and Reinvestment Act
Choices – Program serving Temporary Assistance to Needy Families (TANF) welfare recipients.
Project RIO – Re-Integration of Ex-Offenders
SNAP – Supplemental Nutritional Assistance (formerly known as Food Stamps) Employment and Training Program
WIA – Workforce Investment Act
Shaded areas included in previous reports.

Quality Assurance and Oversight, President’s Briefing - Item E
WORKFORCE SOLUTIONS GREATER DALLAS MONITORING RESULTS

Date / Contractor	Type and Scope of Review	Issues Noted	Results
March 2010 Arbor Education and Training	Program review of ARRA summer employment youth services 2009 at the Stemmons Center , including: <ul style="list-style-type: none"> • Eligibility • Assessment • Individual Service Strategies • TWIST Data Entry. 	Made recommendations related to: <ul style="list-style-type: none"> • Eligibility • Assessment • Individual Service Strategies • TWIST Data Entry. 	Contractor response forwarded to external monitor for review. Concurred with questioned costs in the amount of \$5,064.80.
March 2010 Arbor Education and Training	Program review of ARRA summer employment youth services 2009 at the Towne Market Center including: <ul style="list-style-type: none"> • Eligibility • Assessment • Individual Service Strategies • TWIST Data Entry. 	Made recommendations related to: <ul style="list-style-type: none"> • Eligibility • Assessment • Individual Service Strategies • TWIST Data Entry. 	Contractor response forwarded to external monitor for review. Concurred with questioned costs in the amount of \$1,401.01.
March 2010 Arbor Education and Training	Program review of ARRA summer employment youth services 2009 at the Richardson Center including: <ul style="list-style-type: none"> • Eligibility • Assessment • Individual Service Strategies • TWIST Data Entry. 	Made recommendations related to: <ul style="list-style-type: none"> • Eligibility • Assessment • Individual Service Strategies • TWIST Data Entry. 	Contractor response forwarded to external monitor for review.
March 2010 Arbor Education and Training	Program review of ARRA summer employment youth services 2009 at the Mesquite Center including: <ul style="list-style-type: none"> • Eligibility • Assessment • Individual Service Strategies • TWIST Data Entry. 	Made recommendations related to: <ul style="list-style-type: none"> • Assessment • Individual Service Strategies • TWIST Data Entry 	Contractor response forwarded to external monitor for review.

ARRA – American Recovery and Reinvestment Act
Choices – Program serving Temporary Assistance to Needy Families (TANF) welfare recipients.
Project RIO – Re-Integration of Ex-Offenders
SNAP – Supplemental Nutritional Assistance (formerly known as Food Stamps) Employment and Training Program
WIA – Workforce Investment Act
Shaded areas included in previous reports.

Quality Assurance and Oversight, President’s Briefing - Item E
WORKFORCE SOLUTIONS GREATER DALLAS MONITORING RESULTS

Date / Contractor	Type and Scope of Review	Issues Noted	Results
February 2010 DFW Hospital Council	Financial review of Strategic Workforce Initiatives contract including: <ul style="list-style-type: none"> • Accounting System and Controls • Accounting System Transactions • Verification of Personnel and Non-Personnel Costs • Budget and Expenditures • Cash Management • Cost Allocation Plan • Financial Reporting. 	No instances of non-compliance or otherwise reportable conditions were noted.	No response required.
February 2010 Easter Seals of North Texas	Financial review of ARRA quality childcare contract including: <ul style="list-style-type: none"> • Organizational practices • Internal monitoring and controls • Accounting system and practices • Financial capacity • Cost allocation plans • Purchasing system • Policies and procedures • Tax filings • Financial sustainability • Ability to repay disallowed costs. 	Made recommendations related to: <ul style="list-style-type: none"> • Policies and procedures • Internal controls • Accounting practices • Cash management • Budgeting practices • Procurement • Tax filings. 	Recommendations required no response. Issues raised will be reviewed as follow-up at next scheduled financial review.
October 2009 Arbor Education and Training	Program review of ARRA summer employment youth services 2009 at the Garland Center including: <ul style="list-style-type: none"> • Eligibility • Assessment • Individual Service Strategies • TWIST Data Entry. 	Made recommendations related to: <ul style="list-style-type: none"> • Eligibility • Assessment • Individual Service Strategies • TWIST Data Entry 	Contractor’s original response did not address all issues. Second response received on June 7 forwarded to external monitor for review. Agreed to reimburse board for \$240.00 in questioned costs.

ARRA – American Recovery and Reinvestment Act
 Choices – Program serving Temporary Assistance to Needy Families (TANF) welfare recipients.
 Project RIO – Re-Integration of Ex-Offenders
 SNAP – Supplemental Nutritional Assistance (formerly known as Food Stamps) Employment and Training Program
 WIA – Workforce Investment Act
 Shaded areas included in previous reports.

Quality Assurance and Oversight, President’s Briefing - Item E
WORKFORCE SOLUTIONS GREATER DALLAS MONITORING RESULTS

Date / Contractor	Type and Scope of Review	Issues Noted	Results
October 2009 Arbor Education and Training	Program review of ARRA summer employment youth services 2009 at the Irving Center including: <ul style="list-style-type: none"> • Eligibility • Assessment • Individual Service Strategies • TWIST Data Entry. 	Made recommendations related to: <ul style="list-style-type: none"> • Eligibility • Assessment • Individual Service Strategies • TWIST Data Entry. 	Contractor’s original response did not address all issues. Second response received on June 7 forwarded to external monitor for review. Agreed to reimburse board for \$240.00 in questioned costs.
October 2009 Arbor Education and Training	Program review of ARRA summer employment youth services 2009 at the Grand Prairie Center including: <ul style="list-style-type: none"> • Eligibility • Assessment • Individual Service Strategies • TWIST Data Entry. 	Made recommendations related to: <ul style="list-style-type: none"> • Eligibility • Assessment • Individual Service Strategies • TWIST Data Entry. 	Contractor’s original response did not address all issues. Second response received on June 7 forwarded to external monitor for review. Agreed to reimburse board for \$240.00 in questioned costs.
October 2009 Arbor Education and Training	Program review of ARRA summer employment youth services 2009 at the Martin Luther King Center including: <ul style="list-style-type: none"> • Eligibility • Assessment • Individual Service Strategies • TWIST Data Entry. 	Made recommendations related to: <ul style="list-style-type: none"> • Eligibility • Assessment • Individual Service Strategies • TWIST Data Entry. 	Contractor response accepted by external monitor.
October 2009 Arbor Education and Training	Program review of ARRA summer employment youth services 2009 at the Southwest Center including: <ul style="list-style-type: none"> • Eligibility • Assessment • Individual Service Strategies • TWIST Data Entry. 	Made recommendations related to: <ul style="list-style-type: none"> • Eligibility • Assessment • Individual Service Strategies • TWIST Data Entry. 	Contractor’s original response did not address all issues. Second response received on June 7 forwarded to external monitor for review. Agreed to reimburse board for \$240.00 in questioned costs.

ARRA – American Recovery and Reinvestment Act
Choices – Program serving Temporary Assistance to Needy Families (TANF) welfare recipients.
Project RIO – Re-Integration of Ex-Offenders
SNAP – Supplemental Nutritional Assistance (formerly known as Food Stamps) Employment and Training Program
WIA – Workforce Investment Act
Shaded areas included in previous reports.

Quality Assurance and Oversight, President's Briefing - Item E
WORKFORCE SOLUTIONS GREATER DALLAS MONITORING RESULTS

Date / Contractor	Type and Scope of Review	Issues Noted	Results
October 2009 Arbor Education and Training	Program review of Management and Operations of Workforce Center Contract services at Southwest Center . Final Determination	External monitor accepted contactor's response to clear some issues. Remaining issues included in second final determination report issued in May 2010.	Requested the contractor reimburse the board for any remaining questioned costs. Subsequent response received in May 2010
October 2009 Arbor Education and Training	Program review (final determination) of Management and Operations of Workforce Center Contract Administrative Services .	External monitor accepted contactor's response and resolution.	No further action required.

ARRA – American Recovery and Reinvestment Act

Choices – Program serving Temporary Assistance to Needy Families (TANF) welfare recipients.

Project RIO – Re-Integration of Ex-Offenders

SNAP – Supplemental Nutritional Assistance (formerly known as Food Stamps) Employment and Training Program

WIA – Workforce Investment Act

Shaded areas included in previous reports.