



WORKFORCESOLUTIONS
G R E A T E R D A L L A S

Board of Directors Meeting

January 18, 2011

**Board of Directors Meeting
January 18, 2011 - 7:30 AM**

DART Board Room, 1401 Pacific Avenue, 1st Floor, Dallas, Texas 75202

Call to Order—Patrick Aulson, Chairman

Public Comment

Declaration of Conflict of Interest

Introduction of New Board Members

Chairman’s Comments

Budget Committee Report

Action

Consent Agenda

Action

- A. Review and Approval of October 20, 2010 Minutes
- B. Ratification of Additions to the Eligible Training Provider System List
- C. Approval of Other Customer Service Vendors
- D. Contracts
- E. Endorsement of External Grant Applications and Agreements
- F. Approval of Vendor Agreements and Purchases

Means, Ends and Expectations

Discussion/Action

- A. November Performance Analysis
 - Semi-Annual Training Provider Performance Analysis
- B. November Financial Analysis and Expenditure Reports

President’s Briefing

- A. Authorization of Contracts, Partnerships, and Agreements
 - Contract ratifications and modifications (Rescare, Childcaregroup, and DCCCD)
 - Jobview Kiosk contract renewal
- B. Policy
- C. Quality Assurance and Oversight
- D. Future Considerations

Action

Action

Action

Discussion/Action

Closed Session – Meeting with Board Attorney; Closed Meeting Pursuant to §551.071 of Texas Open Meetings Act

General Discussion/Other Business

WORKFORCESOLUTIONS

G R E A T E R D A L L A S

Introduction of New Directors

KYLLAN CODY—Methodist Charlton Medical Center

Kyllan joined Methodist Charlton Medical Center in July 2009 as Vice President of Operations. Prior to joining Methodist, Kyllan served in various roles with Health Management Associates Inc. in the states of Georgia, Florida, and Texas as chief operating officer of Dallas Regional Medical Center in Mesquite, Texas.

Kyllan received a Bachelor of Arts in Political Science from Wake Forest University in Winston-Salem NC, and a Master's in Health Administration from Cornell University in Ithaca, NY.

KAY IRLAS—REGION 10 ESC—Richardson, Texas

Kay joined Region 10 in July 2010. Prior to joining Region 10, Kay was employed at Prosper ISD as a Career and Education Coordinator. Kay taught for Prosper ISD and Lake Dallas ISD. Kay holds a Master's degree in Education and a Bachelor of Science Degree. Kay is active with numerous committees (District Planning and Decision Making, Campus Site—Based Planning and Decision Making, Global Edge Tech Prep, Dallas Sector Tech Prep, Region 10 CTE Advisory).

MARK KING—Micropac, Inc.

Micropac is a specialized electronics company serving the military, space, medical, and industrial marketplace.

Mark is chairman, CEO and President of Micropac Industries, Inc. He has 30 years senior management experience in design, development, manufacturing, and business development serving the advanced electronics industry, including 22 years with Texas Instruments, Inc. and later Raytheon through acquisition. Prior to his current position, he was President and COO of Lucas-Benning Power Electronics, Inc. Mark holds a Bachelor's degree in Engineering and a Master's degree in Business Administration.

Mark is the recipient of many awards, including several outstanding technical achievement awards at Texas Instruments for his work in advanced technology for classified applications. He has participated in lobbying efforts in Washington, D.C. for technology policy and development, and has served on many panels in the Defense community. His business experience includes an emphasis on strategic development and business process improvements.

WORKFORCESOLUTIONS

G R E A T E R D A L L A S

Monthly Meeting Schedule

2011

NEW Meeting Dates

Please note meetings are now held on the 3rd TUESDAY of the month.

| | |
|--------------------------------------------------|--------------------------------------------------------|
| January 18, 2011 | Summer Break |
| February 15, 2011 | August 16, 2011 |
| Spring Break | September 20, 2011 |
| April 19, 2011 | October 18, 2011 |
| May 17, 2011 | November 15, 2011* <i>Site TBA—DART Unavailable</i> |
| June 21, 2011* <i>Dallas Regional Chamber</i> | Winter Break |

2012

Proposed Meeting Dates

| | |
|-------------------|--------------------|
| January 17, 2012 | Summer Break |
| February 21, 2012 | August 21, 2012 |
| Spring Break | September 18, 2012 |
| April 17, 2012 | October 16, 2012 |
| May 15, 2012 | November 21, 2012 |
| June 19, 2012 | Winter Break |

Unless otherwise noted, meetings will be held at the Dallas Area Rapid Transit (DART) Board Room, 1401 Pacific Avenue, First Floor.

Consent Agenda January 18, 2011

- A. **Review and Approval of October 20, Minutes** – Board approval of minutes from the previous meeting. Page 7.
- B. **Ratifications of Additions to the Eligible Training Provider System List** – Board authorization to approve fourteen new training programs with the schools (Concorde Career College, Cedar Valley College, DFW Career Training Corp., Dallas Career Institute, and Job Training Institute South Dallas) with eight training programs not recommended for approval. Programs not recommended will be encouraged to resubmit. Page 11.
- C. **Approval of Other Customer Service Vendors** – Board authorization to renew three existing vendors and add one new vendor (Green Consulting Services, Cedar Hill) for Resume Preparation. Page 13.
- D. **Contracts** – The Board received additional Texas Back to Work (TBTW) State General Revenue Funds in the Amount of \$1,115, 916. Staff requests to ratify \$1,115,916 in additional TBTW Funds. To fully allocate remaining American Reinvestment and Recovery Act dislocated worker funds, staff requests a ratification in the amount of \$350,000. Page 14.
- Rescare- Board ratification of \$1,115,916 for TBTW.
 - Rescare – Board ratification of \$350,000 for ARRA Dislocated Worker funds.
- E. **Endorsement of External Grant Applications and Agreements** – Board ratification for support of grant applications for DOL Youth Build grants, TWC Skills Development Fund grant application and agreements with Greater Dallas Indo-American Chamber of Commerce, MEED Center, and Momentum Texas. Page 15.
- F. **Approval of Vendor Agreements and Purchases** – Board authorization to extend agreements for an additional 12-month period with existing vendors at the same cost and quality of services delivered. Page 18.

RECOMMENDATION: Board authorization to approve the consent agenda.

Consent Item – A
Review and Approval of October 20, 2010 Meeting Minutes

| | |
|--------------------------------------------------------------------------------------------------------------------------------------------------------------------------------------------------------------------------------------------------------------------------------------------------------------------------------------------------------------------------------------------------------------------------------------------------------------------------------------------------------------------------------------------------------------------------------------------------------------------------------------------|------------------------------------------------------------------------------------------------------------------------------------------------------------------------------------------------------------------------------------------------------------------------------------------------------------------------------------------------------------------------|
| <p><i>Directors Present</i> Patrick J. Aulson, Vice Chairman Andrew F. Brown Jorge Calderon Patti Clapp Rolinda Duran Cathy Kusaka Fraser Gilbert Gerst, Chairman Linda Henrie, Ed.D., Treasurer Jay Klingelhofer Elaine Lantz James Oberwetter Vernon Proctor Eddie Reeves Scott Smith Martha Stowe</p> | <p><i>Directors Absent</i> Kenneth Bernstein Amy P. Cuellar Rod Cuevas Sandra Doyle Jay Fox Steve Hargrove Kay Irlas Wright L. Lassiter, Jr., Ed.D. Tom Sadler</p> |
|--------------------------------------------------------------------------------------------------------------------------------------------------------------------------------------------------------------------------------------------------------------------------------------------------------------------------------------------------------------------------------------------------------------------------------------------------------------------------------------------------------------------------------------------------------------------------------------------------------------------------------------------|------------------------------------------------------------------------------------------------------------------------------------------------------------------------------------------------------------------------------------------------------------------------------------------------------------------------------------------------------------------------|

MINUTES

The 2010 Recognition Ceremony began at 7:37 am. TWC Commissioner Andres Alcantar was present to hand out awards. The following awards were presented:

- Lee F. Jackson
- Outstanding Employer
- Ethel Paul
- Special Commendations
- Outstanding Industry Sector Partnership
- Outstanding Partner Award
- Employee Service Recognition
- Outgoing Board Directors

President Laurie Bouillion Larrea congratulated the award recipients and thanked everyone for attending the ceremony.

Call To Order/Welcome

Gilbert Gerst, Chairman, called the Board of Directors meeting to order at 7:37 am and welcomed everyone in attendance. A quorum was present.

Public Comment

Tabitha Stromile, the Director and owner of Creative Academy, and also representing the Child Development Association, thanked Laurie Larrea for listening to their concerns with the new attendance tracking system. She also stated the one out of three children aren't ready for kindergarten or formal education and become one to two years behind in their education. Tabitha also wants representation for the child care industry by creating an advisory program that will offer input in the forefront and not after the fact. She also wants to create a positive partnership to assist the childcare providers in providing quality programs.

Alma Langrum, the Executive Director of AJL's Wings of Hope and the former President of Aisha's Learning Center, wants the board to consider limiting the centers that CCAA offers funds to and eliminate programs that get funds and don't provide quality childcare. She also wants the board to revisit re-instating the workforce advisory board for childcare.

Declaration of Conflict of Interest – None

Report from Nominating Committee

The Nominating Committee met on October 11, 2010 at 8:00 a.m. at the Board offices. The attendees included: Patti Clapp, Tom Sadler, Jorge Calderon (via phone), Laurie Bouillion Larrea (President), and Connie Martinez (Board Secretary). Following a review of biographies, Board Directors recommended the following slate of officers:

| |
|---------------------------------|
| Chair – Patrick Aulson |
| Vice Chair – Eddie Reeves |
| Treasurer – Linda Henrie, Ed.D. |
| Past Chair – Gilbert Gerst |

It was recommended by the Nominating Committee the election of the above slate of officers for 2010-2011.

Andy Brown made the motion to approve the above recommendation with Vernon Proctor seconding. The motion passed.

Introduction of New Board Member

James Oberwetter, the President of the Dallas Regional Chamber, introduced himself to the board.

Chairman's Comments

Gilbert Gerst commented that more jobs still need to be created along with more training. Texas is fortunate to have one of the lowest unemployment rates in the country.

Consent Agenda

A. Review and Approval of September 15, 2010 Meeting Minutes

B. Ratification of Additions to the Eligible Training Provider System List

WFSDallas received twenty four vendor applications to provide Workforce Investment Act training. After careful review, staff recommended the addition of six of the training programs.

It was recommended that the Board ratify the six training programs. The programs not recommended will be encouraged to resubmit

C. Approval of Other Customer Service Vendors

I. ST/Prevocational Training Providers

Two applications were submitted in response to the Short-term/Prevocational Training Providers open procurement which included:

- **Educational and Cultural Interactions, Inc., Dallas** – English for Successful Living and Working. Staff recommends approving English for Successful Living and Working following successful contract negotiations.
- **Zan Wesley Holmes, Jr. Community Outreach Center, Dallas** – Basic Education Skills, GED Preparation, English-as-a-Second Language (ESL) and Computer Skills. Staff recommends approving Basic Education Skills, GED Preparation, English-as-a-Second Language (ESL) and Computer Skills following successful contract negotiations.

It was recommended that the Board authorize the approval of Educational and Cultural Interactions, Inc. Dallas, and Zan Wesley Holmes, Jr. Community Outreach Center, Dallas.

II. Job Search/Career Transition Seminar, Workshop and Assessment Services

One proposal was submitted for the Job Search/Career Transition Seminar, Workshop and Assessment Services issued on February 2, 2010, from **Succeeding at Work, Dallas** to provide in English: Career Choices (\$500), Work Ethics (\$500), Resume Writing (\$500), Interviewing Techniques (\$500), Professionalism (\$450), Organizational Skills/Time Management (\$500), Money Management (\$450) and Customer Service Skills (\$450). Staff recommends adding services (except for Work Ethics and Professionalism) to the vendors' list following successful contract negotiations.

It was recommended that the Board authorize the addition of workshops for Career Choices, Resume Writing, Interviewing Techniques, Organizational Skills/Time Management, Money Management and Customer Service Skills.

D. Contracts

Staff evaluated the cost of each professional services contract that expired on September 30, 2010. The contractual amounts for the last two years for the following contractors were reviewed:

- Bell Janitorial Supplies & Services
- Computer Connect Plus
- Learning Design Inc.
- QNET (Computer Services)

It was recommended that the Board ratify the contracts with Bell Janitorial Supplies & Services, Inc. at cost not to exceed \$109,000 (October 1, 2010 - September 30, 2011); Computer Connect Plus, Inc. for a rate of \$15 per hour (October 1, 2010 - September 30, 2011); LDI at cost not to exceed \$86,455 (October 1, 2010 - January 31, 2011); and QNET at cost not to exceed \$272,900 (October 1, 2010 - September 30, 2011).

II. Business Access

Based on approval in September, Board ratification to approve 80 Business Access in-home learning seats to utilize available TANF dollars in the amount of \$277,440.

It was recommended that the Board ratify the contract with Business Access to approve 80 Business Access in-home learning seats to totaling \$277,440.

III. Child Care Quality

The de-obligation of \$50,000 child care quality dollars from ChildCareGroup and obligating \$50,000 to LaunchAbility. These dollars assisted in expanding the child care champions program which provides quality services to children with disabilities.

It was recommended that the Board authorize the de-obligation of child care quality dollars from ChildCareGroup totaling \$50,000 and re-obligate \$50,000 to LaunchAbility.

IV. Momentum! Project

Board authorization to negotiate and extend the contract with Innis Group, Momentum! Project through June 30, 2011 and to add \$225,345.11, upon receipt of designated funds with the potential to add more funds.

It was recommended that the Board authorize the negotiation and extension of the contract with Innis Group for the Momentum! Project through June 30, 2011 and to add \$225,345.11, upon receipt of designated funds, with the potential to add more funds for Board ratification in January 2011.

E. Endorsement of External Grant Applications and Agreements

Federal and State external funding sources often require review and support from the local workforce development board. Board staff evaluates grants for cost reasonableness, appropriateness of program activities, employer demand, and quality of outcomes. These applications occasionally request partnership and/or financial support. The following agreement and application are presented to the board for endorsement this month and require no financial support from the board.

- **Community Learning Center** received a Texas Workforce Commission (TWC) grant to serve the Regional Veteran population and has asked our support for services to Dallas Veterans. An agreement was developed to integrate workforce services with this special initiative.
- **The Dallas County Community College District, Cedar Valley College**, has submitted a TWC skills development application to train 461 current workers with Solar Turbines Inc. These workers will be trained in work related manufacturing skills.

It was recommended that the Board ratify the approval of the agreement with Community Learning Center for services to veterans, and the Cedar Valley College skills development application to train 461 current workers within manufacturing skills.

F. Approval of Vendor Agreements and Purchases

Vendor Services List

Workforce Solutions Greater Dallas (WFSDallas) maintains a vendors list for availability of services, which results

from the WFSDallas Request for Quotes (RFQ) for vendor services issued October 27, 2008. The RFQ is an open procurement process that allows for vendors' services and set pricing on the List for 12-months initially. After 12-months, WFSDallas retains the option to extend vendors' availability of services up to two additional 12-month periods contingent on satisfaction with services and set pricing. Eleven vendors and one vendor will reach their first additional 12-months status and initial 12-months status, respectively, on November 18, 2010; therefore, they will qualify for service extensions. Staff contacted vendors regarding the option to extend services for availability and all want to continue their services on the vendors list at the same pricing levels approved last year. Staff is pleased with the quality of services delivered by vendors.

The following vendors are recommended for service availability extensions:

Carpet Cleaning Service

Stanley Steemer International

Courier Service

B & B Courier

Handyman Service

On Call Specialties (general maintenance, plumbing, electrical, drywall, etc.)

Handy Dan "The Handyman"

Interpreting Service (selection based on translation service needs)

American Language Technologies, Inc.

Language Line

It was recommended that the Board authorize the above presented vendors for an additional 12-month period on the

Approved Vendors List to provide services on an as-needed basis.

Office Supplies

Workforce Solutions Greater Dallas (WFSDallas) maintains a vendors list to provide office supplies, which is a result of the WFSDallas Request for Bids for Office Supplies issued October 27, 2008. The procurement process allowed for vendors office supplies and set pricing on the List for 12-months initially. After 12-months, WFSDallas retains the option to extend vendors' availability of office supplies up to four additional years contingent on satisfaction with office supplies and set pricing. We have three vendors below who are available to provide office supplies as needed. These vendors will reach their first additional 12-months status on November 18, 2010 and therefore will qualify for office supplies availability extensions. Staff contacted vendors regarding the option to extend availability of office supplies and all want to continue their office supplies availability on the vendors list. Additionally, all have agreed to maintain office supplies availability at current pricing provided no supplier increases affecting the pricing of office supplies available to WFSDallas.

- Office Max
- Office Depot
- ComputerConnect Plus (toner only)

It was recommended that the Board authorize the above presented vendors for an additional 12-month period on the

Approved Vendors list to provide offices supplies on an as-needed basis.

Eddie Reeves made the motion to approve the consent agenda with Pat Aulson seconding. The motion passed.

Means, Ends, and Expectations

Laurie Larrea reviewed the August 2010 final release of the performance measures report and the expenditure report. We are meeting six measures, exceeding five measures, and failing six measures. The Staff Assisted Entered Employment measure was redesigned by TWC effective October 1st.

The Texas Back to Work (TBTW) initiative is doing well with 825 job seekers hired, as of September 2010 and 6,450 customers statewide.

President's Briefing

A. Authorization of Contracts, Partnerships, and Agreements

I. Arbor E&T, LLC d.b.a. ResCare Workforce Services Contract

Arbor E&T, LLC dba ResCare Workforce Services - ResCare's contract ended September 30, 2010, and there may be available dollars within the budget to cover any contract overages. As each program was evaluated, each staff identified available dollars to ResCare to close-out last year's contract. ResCare identified a need for an additional \$180,000 in Supplemental Nutritional Assistance Program (SNAP), as well as, potential needs within other programs.

It was recommended that the Board authorize the addition of \$180,000 from SNAP to ResCare's contract and work with ResCare to cover overages within the existing grants.

II. Approval of Child Care Local Match Partners

The 2011 fiscal year total amount of local match required to access the federal child care funds is \$2,873,555. Staff requested agreements from partners to secure local match funds in the amount of \$1,003,884 at this time. Staff continued to secure uncommitted funds and will bring additional partners for ratification in January. Staff was waiting on two additional partners, Cedar Hill ISD and DCCCD- Cedar Valley College. A final ratification will be brought to the Board in January.

It was recommended that the Board authorize the approval of the child care local match agreements as presented and to add these partners to CCG's FY2011 contract. Board authorization to enter partnerships with Cedar Hill and Cedar Valley returning for ratification in January.

III. FY10 CCG Amendment

The Board's grant with TWC for the Texas Department of Family and Protective Services (DFPS) funds is an indefinite quantity/indefinite delivery contract. These are pass through funds which allowed ChildCareGroup (CCG) to provide services to DFPS children enrolled in childcare. The Board is in receipt of the new grant and an amount has been specified. The services were provided for the DFPS children enrolled in childcare, but funds must be added to the FY10 CCG contract to cover the cost of services through September 30, 2010.

It was recommended that the Board authorize the amendment of the FY10 CCG contract in the amount of \$222,802 with DFPS funds to cover cost of services through September 30, 2010.

IV. FY09 CCG Amendment

ChildCareGroup (CCG) requested a contract extension with additional ARRA Direct Child Care operational funds to cover expenses through December 31, 2010 in the amount of \$155,906. Staff requested amending the FY09 CCG contract for ARRA Direct Child Care services with the additional funds through December 31, 2010.

It was recommended that the Board authorize the amendment to the FY09 CCG contract in the amount of \$155,906 through December 31, 2010.

Eddie Reeves made the motion to approve the above recommendations I-IV with Pat Aulson seconding. The motion passed.

B. Policy

I. Child Care

Following the release of Texas Workforce Commission, WD Letter 33-10, Boards were to develop policies that update income eligibility guidelines. The Board updates policy #S0508 to include the new Eligibility Code Card for Child Care Services. The Board maintains 185% FPG for child care eligibility.

II. Training Providers – Reasonable Cost per Contact Hour

Staff reviewed training providers for initial eligibility and must meet set criteria. For initial eligibility, a training provider must meet the following:

- Targeted occupation
- Minimum of one-year experience
- Reasonable cost based on comparable training programs
- A maximum of \$15,000 training cap per participant (with an option to cover tuition costs that exceed \$15,000 on a case by case basis)
- Providers must be appropriately accredited and provide documentation
- Providers must document recent employer validation/industry endorsed skill standards of training curriculum.

Upon review, staff recommended adding language to clarify cost reasonableness. A vendor must not exceed \$40 per contact hour to be considered reasonable. Providers who currently have approved courses that exceed this parameter will be offered an opportunity to re-negotiate price. All approved courses will be in accord with policy not later than January 2011.

There was some discussion on the training and **Pat Aulson** and **Cathy Fraser** recommended that an alternative system or tier network for training be created. **Eddie Reeves** also suggested that some vendor training may need to be paid more than \$40 per hour. This policy will be revisited in January 2011.

III. Annual Awards and Recognition Ceremony

According to TWC WD Letter #17-10, Boards must develop policies regarding the distribution of their annual awards and recognition ceremony. The Board has chosen to recognize outstanding program performance, outstanding partnerships with local employers and community organizations, achievements of workforce staff, accomplishments of job seekers, recognition of outgoing Board directors, and tenure of Board staff. These awards are purchased and bid to ensure cost efficiencies. Award recipients are selected based upon performance and customer service data. Recipients may be nominated from contractor staff. Award recipients are determined by a committee of Board and Board staff.

General Discussion/Other Business – None

Adjourn

The meeting adjourned at 9:00 am.

Consent Agenda - Item B
Ratification of Additions to the Eligible Training Provider System List

Eligible Training Provider System

WFSDallas received twenty two (22) vendor applications to provide Workforce Investment Act training. After careful review, staff recommends the addition of fourteen (14) of the training programs:

ITA VENDORS RECOMMENDED BY BOARD

| PROPRIETARY NAME/ADDRESS | COURSE | ONET CODE | COST | HOURS | COST PER CONTACT HOUR |
|------------------------------------------------------------------------------------------------------------------|---------------------------------------------------|-----------|---------|-------|-----------------------|
| Concorde Career College 12606 Greenville Ave. Suite 130 Dallas, TX 75243 | Medical Office Administration | 43-6013 | \$9,995 | 720 | \$13.88 |
| Cedar Valley College (DCCCD) 3030 North Dallas Avenue Lancaster, TX 75134 | Heavy Equipment Operator | 47-4099 | \$6,300 | 120 | \$52.50 |
| DFW Career Training Corp. 1222 E. Arapaho Road Suite 320 Richardson, TX 75081 | Cisco Certified Network Associate (CCNA) Training | 15-1081 | \$1,250 | 60 | \$20.83 |
| DFW Career Training Corp. 1222 E. Arapaho Road Suite 320 Richardson, TX 75081 | Business Operations Management Training | 13-1199 | \$7,000 | 200 | \$35.00 |
| DFW Career Training Corp. 1222 E. Arapaho Road Suite 320 Richardson, TX 75081 | Cisco Certified Network Associate (CCNA) Training | 15-1081 | \$2,500 | 60 | \$41.67 |
| Dallas Career Institute 7015 Greenville Avenue, #100 Dallas, TX 75231 | Pharmacy Technician Training Program | 29-2052 | \$5,000 | 300 | \$16.67 |
| Dallas Career Institute 7015 Greenville Avenue, #100 Dallas, TX 75231 | Patient Care Technician | 29-2099 | \$4,220 | 336 | \$12.56 |
| Job Training Institute South Dallas Southwest Center Mall 3662 W. Camp Wisdom Road, Su Dallas, TX 75237 | Computer Tech | 15-1041 | \$7,000 | 160 | \$43.75 |
| Job Training Institute South Dallas Southwest Center Mall 3662 W. Camp Wisdom Road, Su Dallas, TX 75237 | Network Tech | 15-1071 | \$7,000 | 160 | \$43.75 |
| Job Training Institute South Dallas Southwest Center Mall 3662 W. Camp Wisdom Road, Su Dallas, TX 75237 | Microsoft Tech | 15-1041 | \$7,000 | 160 | \$43.75 |
| Job Training Institute South Dallas Southwest Center Mall 3662 W. Camp Wisdom Road, Su Dallas, TX 75237 | Legal Administrative Assistant | 43-6012 | \$7,000 | 160 | \$43.75 |
| Job Training Institute South Dallas Southwest Center Mall 3662 W. Camp Wisdom Road, Su Dallas, TX 75237 | Drafting Tech | 17-3099 | \$7,000 | 160 | \$43.75 |
| Job Training Institute South Dallas Southwest Center Mall 3662 W. Camp Wisdom Road, Su Dallas, TX 75237 | Medical Front Office | 43-6013 | \$7,000 | 160 | \$43.75 |
| Job Training Institute South Dallas Southwest Center Mall 3662 W. Camp Wisdom Road, Su Dallas, TX 75237 | Professional Bookkeeper | 43-3031 | \$7,000 | 160 | \$43.75 |

Recommendation: Board ratification of the training programs listed above. Programs not recommended will be encouraged to resubmit. Board approval to reexamine the policy regarding maximum investment in customer training to include analysis of contact hour costs among both public and private institutions.

PROGRAMS NOT RECOMMENDED

| | | | | | |
|-----------------------------------------------------------------------------------|---------------------------------------------|---------|----------|------|---------|
| Vatterott Education Center 9713 HARRY HINES BLVD, STE. 100 Dallas, TX 75220 | Medical Assistant | 31-9092 | \$19,700 | 1032 | \$19.09 |
| Vatterott Education Center 9713 HARRY HINES BLVD, STE. 100 Dallas, TX 75220 | Cosmetology | 39-5012 | \$17,000 | 1500 | \$11.33 |
| Vatterott Education Center 9713 HARRY HINES BLVD, STE. 100 Dallas, TX 75220 | Heating, Air Conditioning and Refrigeration | 49-9021 | \$24,400 | 1080 | \$22.59 |
| Ventana del Soul 1834 E Oltorf St Austin, TX 78741-4015 | Customer Service Manager Training | 43-4051 | \$7,000 | 250 | \$28.00 |
| Ventana del Soul 1834 E Oltorf St Austin, TX 78741-4015 | Customer Service | 43-4051 | \$7,000 | 250 | \$28.00 |
| Concorde Career College 12606 Greenville Ave. Suite 130 Dallas, TX 75243 | Surgical Technology | 29-2055 | \$24,129 | 1220 | \$19.78 |
| Northwest Lineman Training Center 5110 Dakota Lane Denton, TX 76207 | Electrical Lineworker Program | 49-9051 | \$12,298 | 510 | \$24.11 |
| Gradual Step Academy 3317 Fnley Rd. #256 Irving, TX 75052 | Nurse Aide Program | 31-1012 | \$656 | 80 | \$8.20 |

Consent Agenda – Item C
Approval of Other Customer Service Vendors

Job Search/Career Transition Workshops and Assessment Services

I. Vendor agreements listed below for job search/career transition workshops and assessment services are one year agreements with an opportunity for renewal based upon successful performance. Staff recommends extending the existing Vendor agreements to continue providing job search/career transition workshops and assessment services:

Effective February 17, 2011 through February 16, 2012

- Punaluu Data, LLC, #CTS 10-01
- Consumer Credit Counseling Service of Greater Dallas, #CTS 10-02
- Zipkoff Solutions, #CTS 10-03

Recommendation: Board authorization to amend the existing Vendor agreements listed above.

II. Three vendors submitted proposals for the Job Search/Career Transition Seminar, Workshop and Assessment Services issued on February 2, 2010, which included three vendor listed below:

- **Green Consulting Services, Cedar Hill** - (English) – Resume Preparation (\$401). *Staff recommends adding service to the vendors' list following successful contract negotiations.*
- **Pursuit of Excellence, Inc., Dallas** – The proposal did not meet the Board's required threshold (70 points or above) in consideration for adding services to the list of Job Search/Career Transition Seminar, Workshop and Assessment Services Providers. *Staff has no recommendation at this time.*
- **EmployAbility, LLC, Plano** - The proposal did not meet the Board's required threshold (70 points or above) in consideration for adding services to the list of Job Search/Career Transition Seminar, Workshop and Assessment Services Providers. *Staff has no recommendation at this time.*

Recommendation: Board authorization to contract and negotiate with Green Consulting Services, Cedar Hill for resume preparation at \$401.

Consent Agenda – Item D
Contracts

I. Texas Back-to-Work Initiative

In August, staff had been advised that additional funds would be received for the Texas Back-to-Work Initiative and an amendment to Arbor E&T, LLC d.b.a. Rescare Workforce Services would be required to continue services. The Board received additional State General Revenue funds from the State for the Texas Back-to-Work Initiative to provide employer incentives. Staff requests ratification of contract amendment to the FY10 Arbor E&T, LLC d.b.a. Rescare Workforce Services contract to add the additional TBTW State General Revenue funds in the amount of \$1,115,916 to continue services.

Recommendation: Board ratification of contract amendment to Arbor E&T, LLC d.b.a. Rescare Workforce Services FY10 contract in the amount of \$1,115,916 through August 31, 2011 to continue the TBTW program.

II. Arbor E&T, LLC d.b.a. Rescare Workforce Services Contract Amendment

To fully allocate the American Recovery and Reinvestment Act (ARRA) Workforce Investment Act (WIA) Dislocated Worker funds, staff request ratification of contract amendment to Arbor E&T, LLC d.b.a. Rescare Workforce Services FY09 contract with additional funds in the amount of \$350,000. These funds were to be spent by December 31, 2010 assisting customers with tuition scholarships.

Recommendation: Board ratification of contract amendment to Arbor E&T, LLC d.b.a. Rescare Workforce Services FY09 contract to allow for additional ARRA WIA Dislocated Worker funds in the amount of \$350,000.

Consent Item—E
Endorsement of External Grant Applications and Agreements

Federal and State external funding sources often require review and support from the local workforce development board. Board staff evaluates grants for cost reasonableness, appropriateness of program activities, employer demand, and quality of outcomes. These applications occasionally request partnership and/or financial support. The following agreements and applications are presented to the board for endorsement this month and require no financial support from the board.

Youth Build Grants- DOL funded grants to provide at-risk youth opportunities. The following grant opportunities requested Board support:

Promise House, Inc.- 66 youth will receive training as well as providing meals while enrolled. Multiple community partnerships will assist organization in meeting the needs of youth participating.

Alameda Heights – Will offer training to youth within green jobs. Propose (75%)of youth enrolled will receive their GED with multiple community partnerships.

Garland Youth Build - Richland College Garland Campus and City of Garland partnering to serve 80 youth. Will coordinate program activities with WIA. Program design includes opportunities for mentoring activities with city and civic leadership. This will help retain youth and attain set performance standards.

IMANI - Proposes to serve Dallas County youth with multiple partners. Have multiple program designs to meet youth who are without a GED or for those who have a their credentials but requiring additional basic skills and occupational skills training. Program proposes to coordinate services with multiple partners in efforts to meet youth needs.

Succeeding at Work – Program will offer pre-employment skills to prepare youth for a future career and skills opportunities. They will serve 50 youth and are planning a 100% completion rate.

Texas Workforce Commission, Skills Development Grants – TWC funded skills training opportunities for current workers and new hires. The following opportunity requested Board support:

North Lake College requests \$2,439,371 from the Texas Workforce Commission to partner with Construction Education Foundation and a consortium of construction employers to deliver training within: Electrical Training, and Advanced/Intermediate and Beginning Plumbing courses.

The following agreements were developed to support community activities:

Greater Dallas Indo-American Chamber of Commerce – will provide a Microenterprise Concept to customers interested in starting their own businesses. Workforce Solutions Greater Dallas will assist with providing workforce center space and referrals to interested job seekers.

MEED Center – will facilitate a one-day Entrepreneurship workshop for all job seekers and those interested in starting or expanding their businesses. Workforce Solutions Greater Dallas will assist with eligibility and referral of UI Claimants, Veterans, and interested job seekers from the workforce centers.

Momentum Texas - will facilitate a 1 day workshop for Entrepreneurship for Veterans, Unemployment Insurance Claimants and other jobseekers interested in starting and growing a business. Workforce Solutions Greater Dallas will assist with eligibility and referral of UI Claimants, Veterans and interested Jobseekers from the Workforce Centers.

| |
|----------------------------------------------------------------------------------------------------------------------------------------------------------------------------------------------------------------------------------------------------------------------------------------------------------------------------------------------------|
| <p>RECOMMENDATION: Board ratification to approve support of grant applications with: Alameda Heights, Garland YouthBuild, IMANI, Succeeding at Work, and North Lake College. In addition, Board ratification of agreements with community partners (Greater Dallas Indo-American Chamber of Commerce, MEED Center, and Momentum Texas).</p> |
|----------------------------------------------------------------------------------------------------------------------------------------------------------------------------------------------------------------------------------------------------------------------------------------------------------------------------------------------------|

Dallas County Community College District
Texas Workforce Commission Skills Development Fund (SDF) Grants
August 2009 - December 2010 Reporting Period
ACTIVE GRANTS (Page 1 of 2)

| COLLEGE/ TERM/PROGRAM | CONTRACT AMOUNT | COMPANY(IES) | TYPE OF TRAINING | # JOBS CREATED | # JOBS UPGRADED | COST PER TRAINEE |
|---------------------------------------------------------------------------------------------|--------------------|--------------------------------------------------------------------------------|---------------------------------------------------------------------------------------------------|-------------------|--------------------|---------------------|
| Brookhaven 2/8/10 - 2/28/11 SDF Extended to 5/31/2011 | \$ 370,279 | Jefferson Physician Group, Inc. | Provide training to new hires and incumbent workers in the medical industry. | 100 | 234 | \$ 1,108 |
| Brookhaven 8/31/10 - 8/31/11 SDF | \$ 280,161 | Essilor of America, Inc. | Provide training to new hires and incumbent workers in the optical manufacturing industry. | 100 | 1265 | \$ 205 |
| Bill J. Priest Campus 8/31/10 - 8/31/11 SDF | \$1,031,051 | Consortium Opportunities in Manufacturing Excellence Training - COMET | Provide training to new hires and incumbent workers in the manufacturing industry. | 55 | 718 | \$ 1,333 |
| Cedar Valley 8/17/09 - 8/31/10 SDF Extended to 10/31/2010 Extended to 2/28/2011 | \$ 259,440 | Dallas Wholesale Builders Supply, Inc. | Provide training to incumbent workers in the building supply industry. | 0 | 125 | \$ 2,075 |
| Eastfield 5/10/10 - 5/31/11 SDF | \$1,768,470 | Affiliated Computer Services | Provide training to new hires and incumbent workers in the information technology industry. | 130 | 1145 | \$ 1,387 |

Dallas County Community College District
Texas Workforce Commission Skills Development Fund (SDF) Grants
August 2009 - December 2010 Reporting Period
ACTIVE GRANTS (Page 2 of 2)

| COLLEGE/ TERM/PROGRAM | CONTRACT AMOUNT | COMPANY(IES) | TYPE OF TRAINING | # JOBS CREATED | # JOBS UPGRADED | COST PER TRAINEE |
|-----------------------------------------------------------------|---------------------|-----------------------------------------------------------------------------------------------------------------------------------------------------------------|--------------------------------------------------------------------------------------------|-----------------------------------------|--------------------|---------------------|
| North Lake 3/1/10 - 9/30/11 SDF | \$ 331,128 | Zale Delaware, Inc. | Provide training to incumbent workers in the jewelry manufacturing industry. | 0 | 92 | \$ 3,599 |
| North Lake 8/31/09 - 8/31/10 SDF Extended to 2/28/2011 | \$ 500,025 | Word and Brown Insurance Administrators Inc. dba Conexis | Provide training to new hires and incumbent workers in the health care insurance industry. | 36 | 483 | \$ 963 |
| North Lake 8/31/10 - 8/31/11 SDF | \$ 48,100 | American Concrete Pipe Association | Provide training to new hires and incumbent workers in the manufacturing industry. | 9 | 24 | \$ 1,457 |
| Richland 8/31/10 - 8/31/11 SDF | \$ 311,495 | Dallas County Manufacturing Association: Atlas Copco Drilling Solutions, RHE Hatco, Inc., The Buford Co, Inc. dba Unity Manufacturing, and Work Area Protection | Provide training to new hires and incumbent workers in the manufacturing industry. | 7 | 371 | \$ 824 |
| OVERALL TOTAL | \$ 4,900,149 | | | 437 | 4457 | \$ 1,001 |
| | | | | Overall average cost per trainee | | \$ 1,001 |

Consent Agenda Item – F
Approval of Vendor Agreements and Purchases

Vendor Services' List

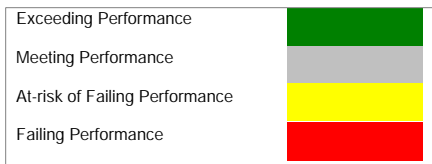
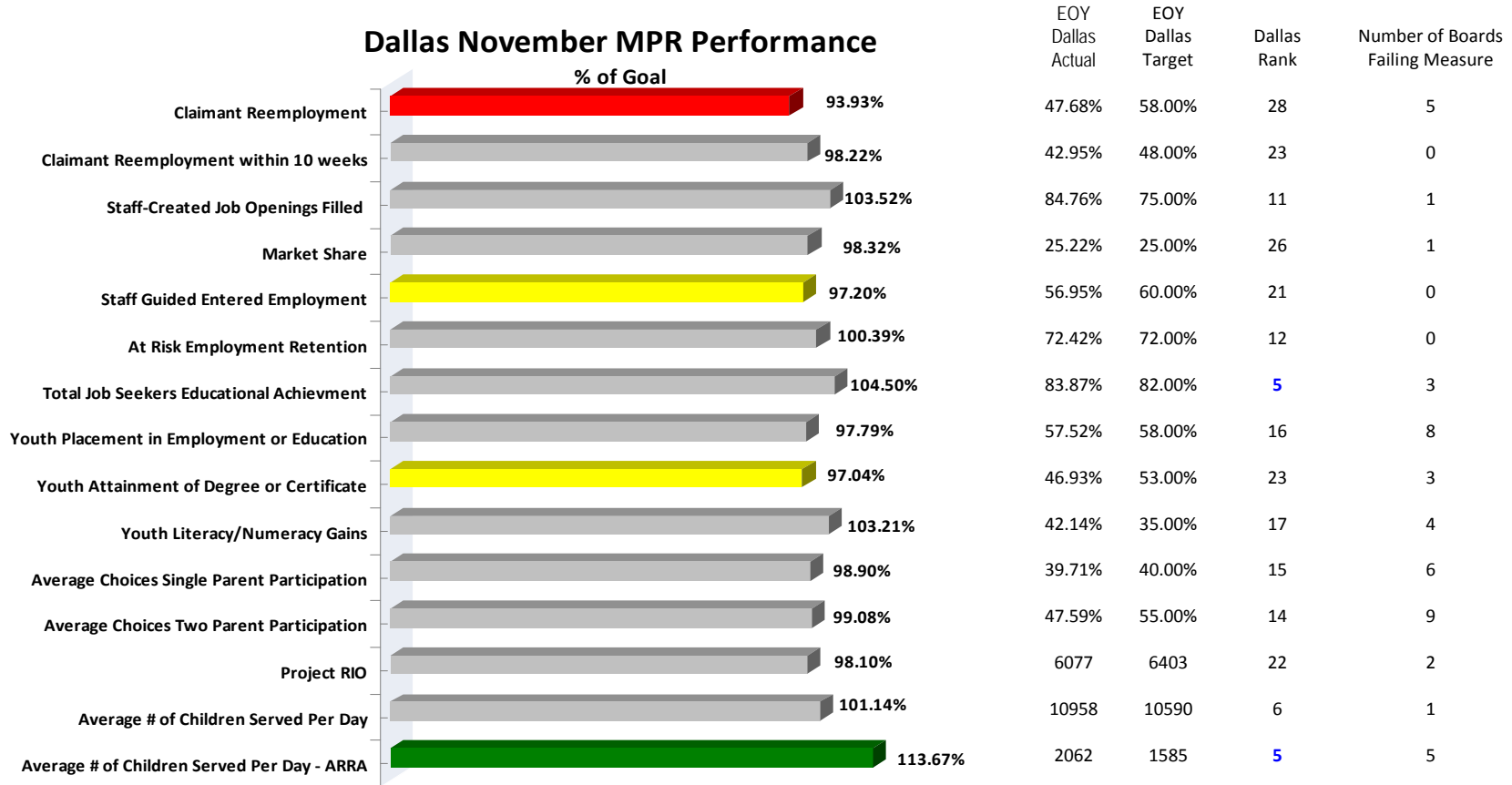
Workforce Solutions Greater Dallas (WFSDallas) maintains a Vendors' list for availability of services, which results from the WFSDallas Request for Quotes (RFQ) for Vendor Services issued October 27, 2008. The RFQ is an open procurement process that allows for vendors' services and set pricing on the List for 12-months initially. After 12-months, WFSDallas retains the option to extend vendors' availability of services up to two additional 12-month periods contingent on satisfaction with services and set pricing.

The vendors below will reach either their initial 12-month period or first additional 12-month period by January 20, 2011; therefore, they will qualify for service extensions. Staff contacted vendors regarding the option to extend services for availability and all want to continue their services on the Vendors' list at same pricing levels approved last year. Staff have been pleased with the quality of services delivered by vendors.

| <u>Vendor Name</u> | <u>Vendor Service</u> |
|----------------------------------------------------|-----------------------|
| Absolute Painting, Inc., Dallas | Painting |
| Angiel Electrical Construction Corporation, Dallas | Electricians |
| A to Z Electric, Mesquite | Electricians |
| Complete Office Solutions, Inc., Garland | Copier Rental |
| Myers Services, Inc., Dallas | Pest Control |
| Tamyra Campbell Photography, Dallas | Photography |

| |
|---------------------------------------------------------------------------------------------------------------------------------------------------------------------------------------------|
| <p>RECOMMENDATION: Board authorization of the above presented vendors for an additional 12-month period on the Approved Vendors' list to provide services on an as-needed basis.</p> |
|---------------------------------------------------------------------------------------------------------------------------------------------------------------------------------------------|

Dallas – Means, Ends, and Expectations November 2010 Performance Analysis



Strategies

Claimant Reemployment – The three programs that directly impact this measure include: Texas Back to Work, UIREA and UI profiling. Rescare will continue to prioritize five workforce centers, which represent 695 of UI Claimants, with a “reemployment initiative”, by focusing on improving processes and outcomes in these programs.

Rescare continues to focus on improving processes and data entry within the CHOICES and Youth programs. These activities should benefit performance measures within the upcoming program year.

BY THE NUMBERS...

- 222,804** Job Seekers Served Dec 09 – Nov 10
- 16,965** Employers Served Dec 09 – Nov 10
- 10,958** Ave Children Served Per Day Dec 09 – Nov 10
- 118,540** Customers Entering Employment after exiting Dec 09
- 12,321** Job Openings filled from openings created Jul 09 – June 10
- 37,330** Claimants with a 1st pay Jan 09 – Dec 09, Reemployed in One Quarter
- 60.20%** % Claimants with a 1st pay Dec 08 – Nov 09 who exhausted benefits

BOARD SUMMARY REPORT - CONTRACTED MEASURES

Rolling Performance Periods*

BOARD NAME: **DALLAS**

FINAL RELEASE
As Originally Published 12/31/2010
NOVEMBER 2010 REPORT

| Status Summary | | With Positive Performance (+P): | Meeting Performance (MP): | With Negative Performance (-P): | % +P & MP | | | | | | | | | | | |
|---------------------|---------|---------------------------------|---------------------------|---------------------------------|------------|---------------|------------------|-------------------|---------|---------|-------|-------|-------|-------|------|----|
| Contracted Measures | | 1 | 13 | 1 | 93.33% | | | | | | | | | | | |
| Source | Measure | Status | % Current Target | Current Target | EOY Target | Current Perf. | One Year Earlier | Two Years Earlier | YTD Num | YTD Den | QTR 1 | QTR 2 | QTR 3 | QTR 4 | From | To |
| Notes | | | | | | | | | | | | | | | | |

Reemployment and Employer Engagement Measures

| | | | | | | | | | | | | | | | | |
|-----|---------------------------------------|----|---------|--------|--------|--------|--------|--------|--------|--------|--------|--------|--------|--------|-------|-------|
| TWC | Claimant Reemployment | -P | 93.93% | 50.76% | 58.00% | 47.68% | 55.83% | 64.52% | 37,330 | 78,289 | 47.55% | 48.03% | 49.45% | 45.56% | 1/09 | 12/09 |
| TWC | Claimant Reemployment within 10 Weeks | MP | 98.22% | 43.73% | 48.00% | 42.95% | 41.77% | 55.11% | 26,277 | 61,182 | 41.87% | 41.82% | 44.28% | 43.96% | 9/09 | 8/10 |
| TWC | Staff-Created Job Openings Filled | MP | 103.52% | 81.88% | 75.00% | 84.76% | 95.08% | 89.55% | 7,825 | 9,232 | 81.50% | 82.24% | 88.77% | 88.69% | 7/09 | 6/10 |
| TWC | Market Share | MP | 98.32% | 25.65% | 25.00% | 25.22% | 25.63% | 21.25% | 16,965 | 67,270 | 8.32% | 9.76% | 9.45% | 7.81% | 12/09 | 11/10 |

Common Measures - Outcomes

| | | | | | | | | | | | | | | | | |
|--------|---------------------------------------------------|----|---------|--------|--------|--------|--------|--------|--------|--------|--------|--------|--------|--------|-------|-------|
| TWC | Staff Guided Entered Employment (State Reporting) | MP | 97.20% | 58.59% | 60.00% | 56.95% | 76.58% | 77.55% | 2,800 | 4,917 | 61.04% | 55.88% | 57.44% | 54.75% | 1/09 | 12/09 |
| LBB-NK | At Risk Employment Retention | MP | 100.39% | 72.14% | 72.00% | 72.42% | 74.22% | 77.82% | 15,506 | 21,412 | 69.25% | 73.76% | 73.53% | 73.59% | 7/08 | 6/09 |
| LBB-NK | Total Job Seekers Educational Achievement | MP | 104.50% | 80.26% | 82.00% | 83.87% | 79.10% | 88.58% | 2,298 | 2,740 | 76.60% | 70.27% | 92.15% | 73.67% | 1/09 | 12/09 |
| DOL-C | WIA Youth Placement in Employment/Education | MP | 97.79% | 58.82% | 58.00% | 57.52% | 54.29% | 59.08% | 585 | 1,017 | 58.39% | 61.54% | 57.35% | 52.28% | 1/09 | 12/09 |
| DOL-C | WIA Youth Attainment of Degree/Certificate | MP | 97.04% | 48.36% | 53.00% | 46.93% | 49.45% | 51.99% | 420 | 895 | 54.41% | 31.64% | 54.39% | 50.46% | 1/09 | 12/09 |
| DOL-C | WIA Youth Literacy/Numeracy Gains | MP | 103.21% | 40.83% | 35.00% | 42.14% | 49.68% | 42.63% | 292 | 693 | 48.57% | 41.40% | 38.34% | 44.97% | 10/09 | 9/10 |

Program Participation Measures

| | | | | | | | | | | | | | | | | |
|--------|----------------------------------------------|----|---------|--------|--------|--------|--------|--------|-----------|-------|--------|--------|--------|--------|-------|-------|
| LBB-K | Avg Choices Single Parent Participation Rate | MP | 98.90% | 40.15% | 40.00% | 39.71% | 45.78% | 38.95% | 847 | 2,139 | 41.78% | 40.59% | 37.36% | 39.13% | 12/09 | 11/10 |
| LBB-NK | Avg Choices Two Parent Participation Rate | MP | 99.08% | 48.03% | 55.00% | 47.59% | 60.83% | 59.97% | 33 | 69 | 51.45% | 43.89% | 40.43% | 54.61% | 12/09 | 11/10 |
| LBB-K | Project RIO Served | MP | 98.10% | 6,195 | 6,403 | 6,077 | 5,905 | 4,114 | ----- | ----- | 2,428 | 2,331 | 2,114 | 2,007 | 12/09 | 11/10 |
| TWC | Avg # Children Served Per Day - Combined | MP | 101.14% | 10,834 | 10,590 | 10,958 | 10,996 | 10,581 | 2,860,022 | 261 | 10,917 | 11,026 | 10,782 | 11,108 | 12/09 | 11/10 |
| TWC | Avg # Children Served Per Day - ARRA | +P | 113.67% | 1,814 | 1,585 | 2,062 | ----- | ----- | 762,783 | 370 | ----- | ----- | ----- | ----- | 7/09 | 11/10 |

1. "EOY Target" on this measure is actually the End of Grant target that covers the entire ARRA Child Care grant period of July 2009 to June 2011.

* Where Rolling data is not available, YTD or ARRA Grant Period data is indicated where possible. These instances are highlighted via shading/bold font in the 'From/To' columns.

BOARD SUMMARY REPORT - CONTRACTED MEASURES

Year-to-Date Performance Periods*

BOARD NAME: **DALLAS**

FINAL RELEASE
As Originally Published 12/31/2010
NOVEMBER 2010 REPORT

| Status Summary | | With Positive Performance (+P): | Meeting Performance (MP): | With Negative Performance (-P): | % +P & MP | | | | | | | | | | | |
|---------------------|---------|---------------------------------|---------------------------|---------------------------------|------------|---------------|----------------|----------------|---------|---------|-------|-------|-------|-------|------|----|
| Contracted Measures | | 4 | 5 | 6 | 60.00% | | | | | | | | | | | |
| Source | Measure | Status | % Current Target | Current Target | EOY Target | Current Perf. | Prior Year End | 2 Years Ago YE | YTD Num | YTD Den | QTR 1 | QTR 2 | QTR 3 | QTR 4 | From | To |
| Notes | | | | | | | | | | | | | | | | |

Reemployment and Employer Engagement Measures

| | | | | | | | | | | | | | | | | |
|-----|---------------------------------------|----|---------|--------|--------|--------|--------|--------|-------|--------|--------|--|--|--|-------|-------|
| TWC | Claimant Reemployment | -P | 78.55% | 58.00% | 58.00% | 45.56% | 48.25% | 60.02% | 7,922 | 17,387 | 45.56% | | | | 10/09 | 12/09 |
| TWC | Claimant Reemployment within 10 Weeks | -P | 90.96% | 48.00% | 48.00% | 43.66% | 42.92% | 42.96% | 4,196 | 9,611 | 43.66% | | | | 7/10 | 8/10 |
| TWC | Staff-Created Job Openings Filled | +P | 118.25% | 75.00% | 75.00% | 88.69% | 86.36% | 95.21% | 1,568 | 1,768 | 88.69% | | | | 4/10 | 6/10 |
| TWC | Market Share | MP | 95.02% | 6.02% | 25.00% | 5.72% | 25.78% | 26.05% | 3,839 | 67,075 | 5.72% | | | | 10/10 | 11/10 |

Common Measures - Outcomes

| | | | | | | | | | | | | | | | | |
|--------|---------------------------------------------------|----|---------|--------|--------|--------|--------|--------|-------|-------|--------|--|--|--|-------|-------|
| TWC | Staff Guided Entered Employment (State Reporting) | -P | 91.25% | 60.00% | 60.00% | 54.75% | 57.86% | 76.40% | 795 | 1,452 | 54.75% | | | | 10/09 | 12/09 |
| LBB-NK | At Risk Employment Retention | MP | 102.21% | 72.00% | 72.00% | 73.59% | 71.43% | 76.23% | 4,059 | 5,516 | 73.59% | | | | 4/09 | 6/09 |
| LBB-NK | Total Job Seekers Educational Achievement | -P | 89.84% | 82.00% | 82.00% | 73.67% | 83.71% | 84.99% | 375 | 509 | 73.67% | | | | 10/09 | 12/09 |
| DOL-C | WIA Youth Placement in Employment/Education | -P | 90.14% | 58.00% | 58.00% | 52.28% | 55.49% | 58.20% | 126 | 241 | 52.28% | | | | 10/09 | 12/09 |
| DOL-C | WIA Youth Attainment of Degree/Certificate | MP | 95.21% | 53.00% | 53.00% | 50.46% | 46.21% | 50.61% | 110 | 218 | 50.46% | | | | 10/09 | 12/09 |
| DOL-C | WIA Youth Literacy/Numeracy Gains | +P | 128.49% | 35.00% | 35.00% | 44.97% | 44.74% | 47.28% | 67 | 149 | 44.97% | | | | 7/10 | 9/10 |

Program Participation Measures

| | | | | | | | | | | | | | | | | |
|----------|----------------------------------------------|----|---------|--------|--------|--------|--------|--------|---------|-------|--------|-------|-------|-------|-------------|--------------|
| LBB-K | Avg Choices Single Parent Participation Rate | -P | 93.55% | 40.00% | 40.00% | 37.42% | 41.08% | 45.37% | 851 | 2,274 | 37.42% | | | | 10/10 | 11/10 |
| LBB-NK | Avg Choices Two Parent Participation Rate | MP | 95.20% | 55.00% | 55.00% | 52.36% | 48.38% | 62.00% | 42 | 81 | 52.36% | | | | 10/10 | 11/10 |
| LBB-K | Project RIO Served | MP | 100.55% | 1,456 | 6,403 | 1,464 | 6,153 | 5,632 | ----- | ----- | 1,464 | | | | 10/10 | 11/10 |
| TWC | Avg # Children Served Per Day - Combined | +P | 107.37% | 10,590 | 10,590 | 11,370 | 10,832 | 10,784 | 488,929 | 43 | 11,370 | | | | 10/10 | 11/10 |
| TWC 1 | Avg # Children Served Per Day - ARRA | +P | 113.67% | 1,814 | 1,585 | 2,062 | ----- | ----- | 762,783 | 370 | ----- | ----- | ----- | ----- | 7/09 | 11/10 |

1. "EOY Target" on this measure is actually the End of Grant target that covers the entire ARRA Child Care grant period of July 2009 to June 2011.

* Where YTD data is not available, Rolling or ARRA Grant Period data is indicated where possible. These instances are highlighted via shading/bold font in the 'From/To' columns.

AT-A-GLANCE COMPARISON - BOARD CONTRACTED MEASURES

FINAL RELEASE

Percent of Target (Rolling Performance Periods)

As Originally Published 12/31/2010

NOVEMBER 2010 REPORT

| Green = +P | White = MP | | | Yellow = MP but At Risk | | | Red = -P | | | | | | | | | | | | |
|-----------------|--------------------------------------|---------------------------------------------|------------------------------------------------|-------------------------|--------------------------------|-----------------------------------------|---------------------------------------------------|------------------------------------------------------|------------------------------------------------|---------------------------------|--------------------------------|----------------------------|-----------------------|-------------------------------------------|---------------------------------------|----------------|----|---|--------------------|
| Board | Reemployment and Employer Engagement | | | | Common Measures - Outcomes | | | | | | Program Participation Measures | | | | | Total Measures | | | |
| | Claimant Reem- ployment | Claimant Reem- ployment within 10 Wks | Staff- Created Job Openings Filled | Market Share | Staff- Guided EE (State) | At-Risk Employ- ment Retention | Total Job Seekers Educ. Achieve- ment | WIA Youth | | | Choices Participation | | Project RIO Served | Avg # Children Served - Combined | Avg # Children Served - ARRA | | | | % MP & +P |
| | | | | | | | | Place- ment In Employ- ment or Education | Attain- ment of Degree or Certificate | Literacy & Numeracy Gains | Single Parent Part Rate | Two Parent Part Rate | | | | | | | |
| Alamo | 96.29% | 98.17% | 99.62% | 99.63% | 99.69% | 100.75% | 97.79% | 95.20% | 102.78% | 107.47% | 100.50% | 106.48% | 101.36% | 101.36% | 105.92% | 3 | 12 | 0 | 100% |
| Brazos Valley | 95.08% | 100.35% | 107.86% | 109.45% | 100.05% | 100.46% | 102.09% | 90.74% | 108.09% | 101.80% | 98.27% | 92.72% | 105.09% | 100.00% | 75.56% | 4 | 8 | 3 | 80% |
| Cameron | 96.18% | 99.57% | 102.71% | 104.14% | 96.70% | 99.60% | 101.30% | 106.94% | 110.15% | 88.38% | 101.29% | 100.10% | 109.65% | 99.59% | 97.44% | 3 | 11 | 1 | 93% |
| Capital Area | 95.28% | 98.52% | 105.74% | 100.25% | 100.64% | 100.37% | 99.01% | 116.35% | 111.76% | 120.74% | 100.87% | 100.75% | 106.40% | 99.31% | 109.16% | 6 | 9 | 0 | 100% |
| Central Texas | 95.37% | 97.43% | 102.75% | 100.38% | 99.85% | 99.60% | 103.57% | 113.95% | 115.90% | 155.68% | 103.88% | 100.63% | 100.50% | 99.64% | 109.20% | 4 | 11 | 0 | 100% |
| Coastal Bend | 97.63% | 98.56% | 98.36% | 104.59% | 98.79% | 101.47% | 106.21% | 88.81% | 96.43% | 91.01% | 103.49% | 105.94% | 93.77% | 99.80% | 117.16% | 3 | 9 | 3 | 80% |
| Concho Valley | 98.77% | 99.03% | 106.18% | 111.24% | 101.65% | 98.93% | 113.94% | 113.31% | 121.57% | 129.50% | 96.81% | 51.71% | 105.45% | 102.95% | 106.53% | 8 | 6 | 1 | 93% |
| Dallas | 93.93% | 98.22% | 103.52% | 98.32% | 97.20% | 100.39% | 104.50% | 97.79% | 97.04% | 103.21% | 98.90% | 99.08% | 98.10% | 101.14% | 113.67% | 1 | 13 | 1 | 93% |
| Deep East | 97.04% | 97.40% | 104.58% | 99.97% | 96.12% | 98.70% | 103.87% | 105.29% | 108.65% | 116.15% | 99.55% | 96.27% | 104.88% | 99.15% | 106.02% | 4 | 11 | 0 | 100% |
| East Texas | 96.88% | 98.58% | 102.34% | 103.25% | 96.65% | 100.77% | 96.90% | 101.76% | 98.03% | 116.80% | 91.82% | 86.46% | 97.39% | 99.08% | 102.02% | 1 | 12 | 2 | 87% |
| Golden Crescent | 96.24% | 98.40% | 97.25% | 107.53% | 96.38% | 100.21% | 93.92% | 52.93% | 92.08% | 72.06% | 101.89% | 107.37% | 108.26% | 99.62% | 100.98% | 3 | 8 | 4 | 73% |
| Gulf Coast | 93.98% | 98.85% | 98.30% | 98.83% | 97.78% | 99.84% | 100.69% | 87.50% | 83.90% | 114.55% | 94.02% | 90.96% | 98.28% | 99.79% | 90.10% | 1 | 8 | 6 | 60% |
| Heart of Texas | 98.03% | 98.82% | 101.92% | 106.33% | 101.08% | 99.78% | 94.11% | 94.31% | 102.14% | 67.89% | 88.16% | 82.70% | 101.06% | 100.86% | 90.31% | 1 | 8 | 6 | 60% |
| Lower Rio | 96.64% | 101.06% | 102.28% | 113.44% | 98.60% | 100.55% | 100.48% | 100.00% | 101.17% | 113.29% | 102.02% | 102.95% | 106.67% | 98.99% | 103.62% | 3 | 12 | 0 | 100% |
| Middle Rio | 96.27% | 99.49% | 100.05% | 104.53% | 102.07% | 95.58% | 100.91% | 94.99% | 109.14% | 153.96% | 101.87% | 98.83% | 110.82% | 94.44% | 117.32% | 4 | 9 | 2 | 87% |
| North Central | 95.32% | 97.72% | 103.60% | 101.84% | 100.60% | 100.18% | 100.89% | 96.80% | 103.41% | 101.57% | 98.26% | 100.54% | 94.76% | 100.45% | 100.84% | 0 | 14 | 1 | 93% |
| North East | 97.50% | 99.61% | 102.15% | 103.19% | 101.72% | 99.45% | 98.70% | 102.58% | 111.91% | 139.25% | 97.52% | 93.47% | 106.58% | 100.57% | 114.21% | 4 | 10 | 1 | 93% |
| North Texas | 98.32% | 98.80% | 100.69% | 103.10% | 97.69% | 100.38% | 94.75% | 73.60% | 68.23% | 123.47% | 97.70% | 107.55% | 100.80% | 101.00% | 95.27% | 2 | 10 | 3 | 80% |
| Panhandle | 94.93% | 100.50% | 101.20% | 99.76% | 98.59% | 100.50% | 101.49% | 121.01% | 105.17% | 95.06% | 103.06% | 104.77% | 101.48% | 100.55% | 101.00% | 2 | 12 | 1 | 93% |
| Permian Basin | 96.24% | 100.28% | 104.54% | 100.60% | 101.25% | 103.05% | 102.64% | 97.47% | 101.64% | 127.67% | 85.28% | 71.17% | 98.13% | 98.59% | 115.82% | 2 | 11 | 2 | 87% |
| Rural Capital | 96.09% | 98.38% | 104.59% | 100.00% | 102.18% | 101.16% | 100.42% | 106.13% | 113.41% | 109.54% | 96.82% | 100.78% | 96.13% | 99.26% | 98.52% | 3 | 12 | 0 | 100% |
| South Plains | 97.28% | 99.20% | 98.65% | 102.28% | 100.72% | 100.07% | 97.00% | 97.73% | 106.88% | 142.86% | 94.86% | 95.55% | 103.16% | 98.40% | 76.81% | 2 | 11 | 2 | 87% |
| South Texas | 94.49% | 98.99% | 98.15% | 103.39% | 99.79% | 101.43% | 100.63% | 108.85% | 108.30% | 100.05% | 101.85% | 102.63% | 99.56% | 99.54% | 92.65% | 2 | 11 | 2 | 87% |
| Southeast | 96.92% | 100.79% | 108.36% | 104.14% | 95.55% | 99.80% | 99.06% | 113.02% | 108.58% | 138.12% | 100.07% | 91.42% | 103.12% | 101.43% | 110.00% | 5 | 9 | 1 | 93% |
| Tarrant | 94.97% | 99.73% | 106.06% | 95.61% | 96.28% | 100.24% | 101.53% | 99.53% | 95.55% | 101.98% | 101.17% | 96.67% | 97.42% | 101.24% | 102.11% | 1 | 13 | 1 | 93% |
| Texoma | 96.33% | 97.92% | 104.68% | 106.08% | 97.09% | 100.44% | 105.70% | 103.45% | 109.37% | 102.17% | 97.76% | 93.22% | 104.52% | 106.19% | 106.02% | 5 | 9 | 1 | 93% |
| Upper Rio | 95.92% | 99.08% | 98.42% | 92.81% | 102.42% | 100.90% | 101.06% | 100.11% | 109.46% | 98.71% | 100.51% | 99.30% | 103.26% | 99.89% | 96.41% | 1 | 13 | 1 | 93% |
| West Central | 98.09% | 99.61% | 93.25% | 106.14% | 99.21% | 99.52% | 106.20% | 87.29% | 97.59% | 119.00% | 94.02% | 97.56% | 97.06% | 98.86% | 101.23% | 3 | 9 | 3 | 80% |
| +P | 0 | 0 | 5 | 7 | 0 | 0 | 4 | 9 | 15 | 16 | 0 | 4 | 8 | 1 | 12 | | | | 81 |
| MP | 23 | 28 | 22 | 20 | 28 | 28 | 21 | 11 | 10 | 8 | 22 | 15 | 18 | 26 | 11 | | | | 291 |
| -P | 5 | 0 | 1 | 1 | 0 | 0 | 3 | 8 | 3 | 4 | 6 | 9 | 2 | 1 | 5 | | | | 48 |
| % MP & +P | 82% | 100% | 96% | 96% | 100% | 100% | 89% | 71% | 89% | 86% | 79% | 68% | 93% | 96% | 82% | | | | 89% |
| From | 1/09 | 9/09 | 7/09 | 12/09 | 1/09 | 7/08 | 1/09 | 1/09 | 1/09 | 10/09 | 12/09 | 12/09 | 12/09 | 12/09 | 7/09 | | | | From |
| To | 12/09 | 8/10 | 6/10 | 11/10 | 12/09 | 6/09 | 12/09 | 12/09 | 12/09 | 9/10 | 11/10 | 11/10 | 11/10 | 11/10 | 11/10 | | | | To |

| Measure | Category 1: Claimant Reemployment | | | | | | Category 2: Choices Participation | | | | | | Category 3: Child Care Admin Ops Expenditure Rate | | Category 4: Change in Child Care Administrative Operations Expenditure Rate | | | | | | | |
|----------------|-----------------------------------|------|------------------------------|------|------------------|------------|-----------------------------------|------------|---------------------|---------------|---------------|-----------------|---------------------------------------------------|-----------|-----------------------------------------------------------------------------|--|-----------------|--|---------------|--|-----------|--|
| | Claimant Reemployment | | Reemployment within 10 Weeks | | Weighted Rank | | Single Parent Families | | Two-Parent Families | | Weighted Rank | | Overall Ranking* | | Current Perf. | | BCY 10 Year End | | Current Perf. | | % Change. | |
| | 50% | | 50% | | | | 67% | | 33% | | | | | | | | | | | | | |
| Measure Weight | Current Perf. | Rank | Current Perf. | Rank | Overall Ranking* | % Curr Tgt | Rank | % Curr Tgt | Rank | Current Perf. | Rank | BCY 10 Year End | Current Perf. | % Change. | Rank | | | | | | | |

Quartile 1

| | | | | | | | | | | | | | | | | | | |
|-----------------|--------|---|--------|---|-----|---|---------|---|---------|---|------|---|--------|---|--------|--------|--------|---|
| Brazos Valley | 48.49% | 7 | 46.14% | 4 | 5.5 | 5 | 98.27% | 3 | 92.72% | 6 | 3.99 | 4 | 20.64% | 6 | 18.40% | 20.64% | 12.17% | 7 |
| Concho Valley | 56.02% | 1 | 54.15% | 1 | 1 | 1 | 96.81% | 7 | 51.71% | 7 | 7 | 7 | 19.89% | 5 | 20.78% | 19.89% | -4.28% | 1 |
| Golden Crescent | 48.57% | 6 | 44.95% | 5 | 5.5 | 5 | 101.89% | 1 | 107.37% | 2 | 1.33 | 1 | 17.50% | 3 | 16.35% | 17.50% | 7.03% | 6 |
| Middle Rio | 53.70% | 3 | 44.77% | 6 | 4.5 | 4 | 101.87% | 2 | 98.83% | 3 | 2.33 | 2 | 13.38% | 2 | 13.49% | 13.38% | -0.82% | 2 |
| North East | 53.80% | 2 | 48.61% | 2 | 2 | 2 | 97.52% | 6 | 93.47% | 4 | 5.34 | 6 | 20.75% | 7 | 19.85% | 20.75% | 4.53% | 4 |
| North Texas | 52.06% | 5 | 47.85% | 3 | 4 | 3 | 97.70% | 5 | 107.55% | 1 | 3.68 | 3 | 19.23% | 4 | 19.07% | 19.23% | 0.84% | 3 |
| Texoma | 52.54% | 4 | 44.70% | 7 | 5.5 | 5 | 97.76% | 4 | 93.22% | 5 | 4.33 | 5 | 12.49% | 1 | 11.76% | 12.49% | 6.21% | 5 |

Quartile 2

| | | | | | | | | | | | | | | | | | | |
|----------------|--------|---|--------|---|-----|---|---------|---|---------|---|------|---|--------|---|--------|--------|--------|---|
| Deep East | 50.48% | 6 | 49.48% | 4 | 5 | 5 | 99.55% | 4 | 96.27% | 4 | 4 | 4 | 18.28% | 5 | 16.21% | 18.28% | 12.77% | 7 |
| Heart of Texas | 59.23% | 1 | 48.68% | 6 | 3.5 | 3 | 88.16% | 7 | 82.70% | 7 | 7 | 7 | 17.88% | 4 | 16.29% | 17.88% | 9.76% | 6 |
| Panhandle | 52.59% | 5 | 54.35% | 2 | 3.5 | 3 | 103.06% | 1 | 104.77% | 1 | 1 | 1 | 13.01% | 1 | 13.31% | 13.01% | -2.25% | 3 |
| South Plains | 58.21% | 2 | 51.13% | 3 | 2.5 | 2 | 94.86% | 5 | 95.55% | 5 | 5 | 5 | 14.20% | 3 | 15.31% | 14.20% | -7.25% | 1 |
| South Texas | 45.76% | 7 | 48.91% | 5 | 6 | 7 | 101.85% | 2 | 102.63% | 2 | 2 | 2 | 13.66% | 2 | 13.67% | 13.66% | -0.07% | 4 |
| Southeast | 55.33% | 3 | 54.63% | 1 | 2 | 1 | 100.07% | 3 | 91.42% | 6 | 3.99 | 3 | 19.48% | 7 | 20.37% | 19.48% | -4.37% | 2 |
| West Central | 55.01% | 4 | 48.42% | 7 | 5.5 | 6 | 94.02% | 6 | 97.56% | 3 | 5.01 | 6 | 18.83% | 6 | 18.08% | 18.83% | 4.15% | 5 |

Quartile 3

| | | | | | | | | | | | | | | | | | | |
|---------------|--------|---|--------|---|-----|---|---------|---|---------|---|------|---|--------|---|--------|--------|--------|---|
| Cameron | 54.82% | 1 | 46.85% | 4 | 2.5 | 2 | 101.29% | 3 | 100.10% | 5 | 3.66 | 3 | 16.01% | 3 | 14.45% | 16.01% | 10.80% | 7 |
| Capital Area | 50.46% | 5 | 45.81% | 5 | 5 | 5 | 100.87% | 4 | 100.75% | 3 | 3.67 | 4 | 14.10% | 1 | 15.23% | 14.10% | -7.42% | 2 |
| Central Texas | 49.85% | 7 | 45.53% | 6 | 6.5 | 7 | 103.88% | 1 | 100.63% | 4 | 1.99 | 2 | 22.55% | 7 | 23.58% | 22.55% | -4.37% | 3 |
| Coastal Bend | 53.07% | 3 | 49.32% | 3 | 3 | 3 | 103.49% | 2 | 105.94% | 1 | 1.67 | 1 | 14.97% | 2 | 15.25% | 14.97% | -1.84% | 4 |
| East Texas | 53.10% | 2 | 51.54% | 2 | 2 | 1 | 91.82% | 6 | 86.46% | 6 | 6 | 6 | 17.63% | 6 | 17.18% | 17.63% | 2.62% | 6 |
| Permian Basin | 50.23% | 6 | 53.95% | 1 | 3.5 | 4 | 85.28% | 7 | 71.17% | 7 | 7 | 7 | 16.17% | 4 | 16.40% | 16.17% | -1.40% | 5 |
| Rural Capital | 51.08% | 4 | 45.51% | 7 | 5.5 | 6 | 96.82% | 5 | 100.78% | 2 | 4.01 | 5 | 16.73% | 5 | 18.26% | 16.73% | -8.38% | 1 |

Quartile 4

| | | | | | | | | | | | | | | | | | | |
|----------------|--------|---|--------|---|-----|---|---------|---|---------|---|------|---|--------|---|--------|--------|--------|---|
| Alamo | 54.57% | 1 | 48.19% | 2 | 1.5 | 1 | 100.50% | 4 | 106.48% | 1 | 3.01 | 2 | 9.62% | 2 | 9.98% | 9.62% | -3.61% | 2 |
| Dallas | 47.68% | 7 | 42.95% | 5 | 6 | 5 | 98.90% | 5 | 99.08% | 5 | 5 | 5 | 9.70% | 3 | 9.87% | 9.70% | -1.72% | 4 |
| Gulf Coast | 48.53% | 6 | 41.37% | 6 | 6 | 5 | 94.02% | 7 | 90.96% | 7 | 7 | 7 | 5.61% | 1 | 5.33% | 5.61% | 5.25% | 6 |
| Lower Rio | 53.50% | 2 | 46.81% | 3 | 2.5 | 3 | 102.02% | 1 | 102.95% | 2 | 1.33 | 1 | 10.18% | 4 | 10.60% | 10.18% | -3.96% | 1 |
| North Central | 50.47% | 4 | 43.36% | 4 | 4 | 4 | 98.26% | 6 | 100.54% | 3 | 5.01 | 6 | 14.91% | 7 | 13.70% | 14.91% | 8.83% | 7 |
| Tarrant County | 49.48% | 5 | 41.33% | 7 | 6 | 5 | 101.17% | 2 | 96.67% | 6 | 3.32 | 3 | 12.37% | 6 | 12.20% | 12.37% | 1.39% | 5 |
| Upper Rio | 51.92% | 3 | 48.52% | 1 | 2 | 2 | 100.51% | 3 | 99.30% | 4 | 3.33 | 4 | 12.27% | 5 | 12.72% | 12.27% | -3.54% | 3 |

*(Based on Weighted Rank)

**MEANS, ENDS AND EXPECTATIONS
DETAIL EXPENDITURE NOTES
NOVEMBER, 2010**

| Report # | Fund # | Contract Name | Contract # | End Date | Budget | Cummulative Expenses | % Expended | % Expected | Obligations | Total Expenses + Obligations | % Expenses Obligations |
|-------------|---------|--------------------------------------|--------------|-----------|-------------------------|-------------------------|---------------|----------------|------------------------|------------------------------|------------------------|
| 62961 | 5201-09 | WIA-YOUTH-PROGRAM | 0609WIY000 | 6/30/2011 | \$ 4,725,919.00 | \$ 4,102,047.03 | 86.80% | 80.00% | \$ 302,533.41 | \$ 4,404,580.44 | 93.20% |
| | | WIA-YOUTH-ADMIN | 0609WIY000 | 6/30/2011 | \$ 525,102.00 | \$ 424,015.04 | 80.75% | 80.00% | \$ - | \$ 424,015.04 | 80.75% |
| | | TOTAL YOUTH | | | \$ 5,251,021.00 | \$ 4,526,062.07 | 86.19% | 80.00% | \$ 302,533.41 | \$ 4,828,595.48 | 91.96% |
| 62957/62958 | 5202-09 | WIA-ADULT-PROGRAM | 0609WIA000-2 | 6/30/2011 | \$ 4,631,777.97 | \$ 4,128,141.64 | 89.13% | 80.00% | \$ 319,563.95 | \$ 4,447,705.59 | 96.03% |
| | | WIA-ADULT-ADMIN | 0609WIA000-2 | 6/30/2011 | \$ 509,778.03 | \$ 195,524.04 | 38.35% | 80.00% | \$ - | \$ 195,524.04 | 38.35% |
| | | TOTAL ADULT | | | \$ 5,141,556.00 | \$ 4,323,665.68 | 84.09% | 80.00% | \$ 319,563.95 | \$ 4,643,229.63 | 90.31% |
| 62959/62960 | 5203-09 | WIA-DISLOCATED (Includes RR)-PROGRAM | 0609WID000-1 | 6/30/2011 | \$ 4,572,398.00 | \$ 4,572,398.00 | 100.00% | 80.00% | \$ - | \$ 4,572,398.00 | 100.00% |
| | | WIA-DISLOCATED-ADMIN | 0609WID000-1 | 6/30/2011 | \$ 505,266.00 | \$ 373,654.15 | 73.95% | 80.00% | \$ - | \$ 373,654.15 | 73.95% |
| | 5216-09 | WIA-RAPID RESPONSE-DW | 0609WID000-1 | 6/30/2011 | \$ 300,000.00 | \$ 169,562.07 | 56.52% | 80.00% | \$ - | \$ 169,562.07 | 56.52% |
| | | TOTAL DISLOCATED WORKER | | | \$ 5,377,664.00 | \$ 5,115,614.22 | 95.13% | 80.00% | \$ - | \$ 5,115,614.22 | 95.13% |
| | | TOTALS | | | \$ 15,770,241.00 | \$ 13,965,341.97 | 88.56% | 100.00% | \$ 622,097.36 | \$ 14,587,439.33 | 92.50% |
| 62988 | 5201-10 | WIA-YOUTH-PROGRAM | 0610WIY000 | 6/30/2012 | \$ 4,140,093.00 | \$ 1,221,099.16 | 29.49% | 41.67% | \$ 2,275,768.56 | \$ 3,496,867.72 | 84.46% |
| | | WIA-YOUTH-ADMIN | 0610WIY000 | 6/30/2012 | \$ 460,010.00 | \$ 122,527.06 | 26.64% | 41.67% | \$ - | \$ 122,527.06 | 26.64% |
| | | TOTAL YOUTH | | | \$ 4,600,103.00 | \$ 1,343,626.22 | 29.21% | 41.67% | \$ 2,275,768.56 | \$ 3,619,394.78 | 78.68% |
| 62984/62985 | 5202-10 | WIA-ADULT-PROGRAM | 0610WIA000 | 6/30/2012 | \$ 4,047,818.00 | \$ 904,378.34 | 22.34% | 41.67% | \$ 2,658,979.59 | \$ 3,563,357.93 | 88.03% |
| | | WIA-ADULT-ADMIN | 0610WIA000 | 6/30/2012 | \$ 449,757.00 | \$ 82,200.90 | 18.28% | 41.67% | \$ - | \$ 82,200.90 | 18.28% |
| | | TOTAL ADULT | | | \$ 4,497,575.00 | \$ 986,579.24 | 21.94% | 41.67% | \$ 2,658,979.59 | \$ 3,645,558.83 | 81.06% |
| 62986/62987 | 5203-10 | WIA-DISLOCATED (Includes RR)-PROGRAM | 0610WID000 | 6/30/2012 | \$ 4,860,179.00 | \$ 1,113,937.42 | 22.92% | 41.67% | \$ 2,831,532.21 | \$ 3,945,469.63 | 81.18% |
| | | WIA-DISLOCATED-ADMIN | 0610WID000 | 6/30/2012 | \$ 540,017.00 | \$ 46,398.74 | 8.59% | 41.67% | \$ - | \$ 46,398.74 | 8.59% |
| | 5216-10 | WIA-RAPID RESPONSE-DW | 0610WID000 | 6/30/2012 | \$ 500,000.00 | \$ 101,678.94 | 20.34% | 41.67% | \$ - | \$ 101,678.94 | 20.34% |
| | | TOTAL DISLOCATED WORKER | | | \$ 5,900,196.00 | \$ 1,262,015.10 | 21.39% | 41.67% | \$ 2,831,532.21 | \$ 4,093,547.31 | 69.38% |
| 62992 | 6218-10 | WIA RAPID RESPONSE | 0610WRR | 6/30/2011 | \$ 400,000.00 | \$ 200,517.12 | 50.13% | 41.67% | \$ - | \$ - | |
| 62983 | 5210-10 | WIA-DISLOCATED -ADDN. ASSISTANCE | 0610WAA000 | 6/30/2011 | \$ 1,089,000.00 | \$ 4,335.00 | 0.40% | 56.25% | \$ 963,665.00 | \$ 968,000.00 | 88.89% |
| | | WIA-DISLOCATED- ADDN. ASSIST. ADMIN. | | | \$ 121,000.00 | \$ 92.42 | 0.08% | 56.25% | \$ - | \$ 92.42 | 0.08% |
| | | TOTAL DW-ADDITIONAL | | | \$ 1,210,000.00 | \$ 4,427.42 | 0.37% | 56.25% | \$ 963,665.00 | \$ 968,092.42 | 80.01% |
| | | TOTALS | | | \$ 16,607,874.00 | \$ 3,797,165.10 | 22.86% | 33.33% | \$ 8,729,945.36 | \$ 12,326,593.34 | 74.22% |

**MEANS, ENDS AND EXPECTATIONS
DETAIL EXPENDITURE NOTES
NOVEMBER, 2010**

| Report # | Fund # | Contract Name | Contract # | End Date | Budget | Cumulative Expenses | % Expended | % Expected | Obligations | Total Expenses + Obligations | % Expenses Obligations |
|---------------|---------|---------------------------------------------------------------------------|------------------------------|--------------------------|-----------------------------------|-----------------------------------|--------------------|------------------|---------------------------------|-----------------------------------|------------------------|
| 62966 | 6292-09 | WIA-STIMULUS-ADULT-PROGRAM WIA-STIMULUSADULT-ADMIN | 0609XWA000 0609XWA000 | 12/31/2010 12/31/2010 | \$ 2,808,846.48 \$ 177,733.52 | \$ 2,808,846.48 \$ 177,733.52 | 100.00% 100.00% | 80.00% 80.00% | \$ - \$ - | \$ 2,808,846.48 \$ 177,733.52 | 100.00% 100.00% |
| | | | | | \$ 2,986,580.00 | \$ 2,986,580.00 | 100.00% | 80.00% | \$ - | \$ 2,986,580.00 | 100.00% |
| 62964 | 6293-09 | WIA-STIMULUS-DISLOCATED WIA-STIMULUS-DISLOCATED -ADMIN | 0609XDW000-2 0609XDW000-2 | 12/31/2010 12/31/2010 | \$ 5,263,263.00 \$ 333,293.00 | \$ 4,709,657.52 \$ 279,336.39 | 89.48% 83.81% | 80.00% 80.00% | \$ 143,406.00 \$ - | \$ 4,853,063.52 \$ 279,336.39 | 92.21% 83.81% |
| | | | | | \$ 5,596,556.00 | \$ 4,988,993.91 | 89.14% | 80.00% | \$ 143,406.00 | \$ 5,132,399.91 | 91.71% |
| 62965 | 6294-09 | WIA-STIMULUS-RAPID RESPONSE | 0609XRR000-2 | 3/31/2011 | \$ 2,425,345.11 | \$ 1,978,706.44 | 81.58% | 83.33% | \$ 393,946.00 | \$ 2,372,652.44 | 97.83% |
| 62962 | 6295-09 | RECOVERY ACT-CHILD CARE DIRECT CARE REC ACT-CHILD CARE DIRECT CARE-ADM | 0609XCC000-2 0609XCC000-2 | 6/30/2011 6/30/2011 | \$ 15,485,765.00 \$ 567,146.00 | \$ 12,618,675.67 \$ 182,412.46 | 81.49% 32.16% | 70.83% 70.83% | \$ 2,867,089.33 \$ 38,500.00 | \$ 15,485,765.00 \$ 220,912.46 | 100.00% 38.95% |
| | | | | | \$ 16,052,911.00 | \$ 12,801,088.13 | 79.74% | 70.83% | \$ 2,905,589.33 | \$ 15,706,677.46 | 97.84% |
| 62963 | 6298-09 | RECOVERY ACT-CHILD CARE QUALITY IMPR. | 0609XCQ000-3 | 6/30/2011 | \$ 4,879,971.00 | \$ 2,299,984.94 | 47.13% | 68.18% | \$ 2,579,986.06 | \$ 4,879,971.00 | 100.00% |
| 59352 | 6299-10 | RECOVERY ACT-CHILD CARE DFPS | 0610XCF000 | 8/31/2010 | \$ 897,282.00 | \$ 897,282.00 | 100.00% | 100.00% | \$ - | \$ 897,282.00 | 100.00% |
| 61604 | 6290-10 | RECOVERY ACT-TANF, ECF,TBTW | 0610XSE000-5 | 9/30/2010 | \$ 14,779,000.00 | \$ 5,077,865.47 | 34.36% | 100.00% | \$ - | \$ 5,077,865.47 | 34.36% |
| 62996 | 6289-10 | RECOVERY ACT-WIA ALTERNATIVE -STATEWID | 0610XSA000 | 6/30/2011 | \$ 242,203.00 | \$ - | 0.00% | 50.00% | \$ - | \$ - | 0.00% |
| 64007 | 6288-10 | RECOVERY ACT-NEG | 0610XEG000 | 6/30/2012 | \$ 722,718.00 | \$ - | 0.00% | 20.83% | \$ - | \$ - | 0.00% |
| TOTALS | | | | | \$ 48,582,566.11 | \$ 31,030,500.89 | 63.87% | 0.00% | \$ 6,022,927.39 | \$ 37,053,428.28 | 76.27% |

**MEANS, ENDS AND EXPECTATIONS
MONTHLY EXPENDITURE REPORT
NOVEMBER, 2010**

| Report # | Fund # | Contract Name | Contract # | End Date | Budget | Cummulative Expenses | % Expended | % Expected | Obligations | Total Expenses + Obligations | % Expenses Obligations |
|-----------------------------------------------|---------------|---------------------------------------|----------------|------------|-------------------------|-------------------------|---------------|------------|-------------------------|------------------------------|------------------------|
| WORKFORCE INVESTMENT ACT | | | | | | | | | | | |
| 61563/61567 | | WIA FORMULA FUNDS | 0609 WIA FUNDS | 6/30/2011 | \$ 15,770,241.00 | \$ 13,965,341.97 | 88.56% | 100.00% | \$ 622,097.36 | \$ 14,587,439.33 | 92.50% |
| 61596/62537 | | WIA FORMULA FUNDS | 0609 WIA FUNDS | 6/30/2011 | \$ 16,607,874.00 | \$ 3,797,165.10 | 22.86% | 33.33% | \$ 8,729,945.36 | \$ 12,326,593.34 | 74.22% |
| 61578 | 7211-10 | RESOURCE ADMINISTRATION | 0610RAG000 | 9/30/2010 | \$ 22,986.00 | \$ 22,986.00 | 100.00% | 100.00% | \$ - | \$ 22,986.00 | 100.00% |
| | 7211-11 | RESOURCE ADMINISTRATION | 0611RAG001 | 9/30/2011 | \$ 22,986.00 | | 0.00% | 16.67% | \$ - | \$ - | 0.00% |
| 62982 | 6229-10 | TRA-2010 | 0610TRA002 | 10/31/2010 | \$ 4,008,000.00 | \$ 3,894,993.31 | 97.18% | 100.00% | \$ - | \$ 3,894,993.31 | 97.18% |
| 63007 | 6229-11 | TRA-2011 | 0611TRA000 | 10/31/2011 | \$ 2,283,182.00 | \$ 667,566.46 | 29.24% | 15.38% | \$ 1,513,588.00 | \$ 2,181,154.46 | 95.53% |
| 62954 | 6248-09 | DISABILITY NAVIGATOR INITIATIVE (DPN) | 0609DPN000-4 | 10/31/2010 | \$ 92,039.00 | \$ 92,039.00 | 100.00% | 100.00% | \$ - | \$ 92,039.00 | 100.00% |
| 63002 | 6248-11 | DISABILITY NAVIGATOR INITIATIVE (DPN) | 0611DNI000 | 10/31/2011 | \$ 72,000.00 | \$ 9,373.51 | 13.02% | 15.38% | \$ - | \$ 9,373.51 | 13.02% |
| 62993 | 6209-10 | STATEWIDE ALTERNATIVE FUNDING FY10 | 0610WSA000-2 | 10/31/2011 | \$ 270,904.00 | \$ 139,509.30 | 51.50% | 44.00% | \$ 104,529.44 | \$ 244,038.74 | 90.08% |
| 62972 | 6239-10 | UNEMPLOYMENT INSURANCE -IN REA | 0610REA000-1 | 3/31/2011 | \$ 395,999.00 | \$ 41,785.98 | 10.55% | 63.64% | \$ 327,900.07 | \$ 369,686.05 | 93.36% |
| WIA TOTALS | Totals | | | | \$ 39,546,211.00 | \$ 22,449,465.35 | 56.77% | | \$ 10,865,630.72 | \$ 33,114,578.95 | 83.74% |
| WAGNER-PEYSER EMPLOYMENT SERVICE | | | | | | | | | | | |
| 62989 | 6223-10 | EMPLOYMENT SERVICES | 0610WPA000 | 9/30/2011 | \$ 344,504.00 | \$ 344,504.00 | 100.00% | 100.00% | \$ - | \$ 344,504.00 | 100.00% |
| 63008 | 6223-11 | EMPLOYMENT SERVICES | 0611WPA000 | 12/31/2011 | \$ 407,627.00 | \$ 55,390.48 | 13.59% | 13.33% | \$ - | \$ 55,390.48 | 13.59% |
| E.S.TOTALS | Totals | | | | \$ 752,131.00 | \$ 399,894.48 | 53.17% | | \$ - | \$ 399,894.48 | 53.17% |
| FOOD STAMP EMPLOYMENT AND TRAINING | | | | | | | | | | | |
| 62971 | 2266-10 | SNAP E&T | 0610FSE000 | 10/31/2010 | \$ 1,186,380.00 | \$ 1,186,380.00 | 100.00% | 100.00% | \$ - | \$ 1,186,380.00 | 100.00% |
| 63004 | 2266-11 | SNAP E&T | 0611SNE000 | 10/31/2011 | \$ 1,097,377.00 | \$ 217,062.18 | 19.78% | 15.38% | \$ 619,160.99 | \$ 836,223.17 | 76.20% |
| 62970 | 2265-10 | SNAP E&T-ABAWD ONLY | 0610FSA002 | 10/31/2010 | \$ 690,184.00 | \$ 690,184.00 | 100.00% | 100.00% | \$ - | \$ 690,184.00 | 100.00% |
| | 2265-11 | SNAP E&T-ABAWD ONLY | 0611SNA000 | 10/31/2011 | \$ - | | | 7.69% | \$ - | \$ - | |
| FSE&T.TOTAL | Totals | | | | \$ 2,973,941.00 | \$ 2,093,626.18 | 70.40% | | \$ 619,160.99 | \$ 2,712,787.17 | 91.22% |
| TEMPORARY ASSISTANCE FOR NEED FAMILIES | | | | | | | | | | | |
| 61587 | 2243-10 | TANF NCPCEP | 0610TAN001 | 9/30/2010 | \$ 475,000.00 | \$ 475,000.00 | 100.00% | 100.00% | \$ - | \$ 475,000.00 | 100.00% |
| 63006 | 2243-11 | TANF NCPCEP | 0611TAN001 | 9/30/2011 | \$ 400,000.00 | \$ 23,982.48 | 6.00% | 23.08% | \$ 339,449.38 | \$ 363,431.86 | 90.86% |
| 62981 | 2245-10 | TANF(CHOICES) | 0610TAN000 | 10/31/2010 | \$ 9,042,600.00 | \$ 9,017,541.36 | 99.72% | 100.00% | \$ - | \$ 9,017,541.36 | 99.72% |
| 63005 | 2245-11 | TANF(CHOICES) | 0611TAN000 | 10/31/2011 | \$ 8,925,007.00 | \$ 504,543.47 | 5.65% | 15.38% | \$ 6,245,130.34 | \$ 6,749,673.81 | 75.63% |
| TANF -TOTALS | Totals | | | | \$ 18,842,607.00 | \$ 10,021,067.31 | 53.18% | | \$ 6,584,579.72 | \$ 16,605,647.03 | 88.13% |

**MEANS, ENDS AND EXPECTATIONS
MONTHLY EXPENDITURE REPORT
NOVEMBER, 2010**

| Report # | Fund # | Contract Name | Contract # | End Date | Budget | Cummulative Expenses | % Expended | % Expected | Obligations | Total Expenses + Obligations | % Expenses Obligations | |
|----------------------------|---------|-------------------------------|--------------|------------|------------------|----------------------|--------------------------|-------------------------|------------------|------------------------------|--------------------------|---------------|
| CHILD CARE SERVICES | | | | | | | | | | | | |
| 62968 | 1275-10 | CCF CCMS CHILD CARE | 0610CCF000 | 10/31/2010 | \$ 41,322,995.00 | \$ 41,322,995.00 | 100.00% | 100.00% | | \$ 41,322,995.00 | 100.00% | |
| 62999 | 1275-11 | CCF CCMS CHILD CARE | 0611CCF000 | 10/31/2011 | \$ 41,258,879.00 | \$ 5,509,045.70 | 13.35% | 15.38% | \$ 35,150,767.58 | \$ 40,659,813.28 | 98.55% | |
| 62969 | 1271-10 | CCM CCMS LOCAL INITIATIVE | 0610CCM000 | 12/31/2010 | \$ 5,934,335.00 | \$ 5,827,497.40 | 98.20% | 93.33% | \$ 464.54 | \$ 5,827,961.94 | 98.21% | |
| 63000 | 1271-11 | CCM CCMS LOCAL INITIATIVE | 0611CCM000 | 12/31/2011 | \$ 2,987,585.00 | \$ 24,858.30 | 0.83% | 13.33% | \$ 120,716.22 | \$ 145,574.52 | 4.87% | |
| 63001 | 1272-11 | CHILD CARE DFPS | 0611CCP000 | 8/31/2011 | \$ 1,940,407.00 | \$ 678,055.65 | 34.94% | 25.00% | \$ 1,262,351.25 | \$ 1,940,406.90 | 100.00% | |
| CHILD CARE -TOTALS | | | | | Totals | | \$ 93,444,201.00 | \$ 53,362,452.05 | 57.11% | \$ 36,534,299.59 | \$ 89,896,751.64 | 96.20% |
| STATE OF TEXAS | | | | | | | | | | | | |
| 62973 | 7225-10 | PROJECT RIO | 0610RIO000 | 10/31/2010 | \$ 637,228.00 | \$ 637,228.00 | 100.00% | 100.00% | \$ - | \$ 637,228.00 | 100.00% | |
| 63003 | 7225-11 | PROJECT RIO | 0611RIO000 | 10/31/2011 | \$ 616,178.00 | \$ 50,630.14 | 8.22% | 15.38% | \$ 394,609.75 | \$ 445,239.89 | 72.26% | |
| 62967 | 7335-10 | TEXAS BACK-TO-WORK INITIATIVE | 0610BTW000-5 | 8/31/2011 | \$ 2,406,091.00 | \$ 1,536,290.16 | 63.85% | 55.00% | \$ 865,123.50 | \$ 2,401,413.66 | 99.81% | |
| | | | | | Totals | | \$ 3,659,497.00 | \$ 2,224,148.30 | 60.78% | \$ 1,259,733.25 | \$ 3,483,881.55 | 95.20% |
| GRAND TOTALS | | | | | Totals | | \$ 159,218,588.00 | \$ 90,550,653.67 | 56.87% | \$ 55,863,404.27 | \$ 146,213,540.82 | 91.83% |
| PRIVATE | | | | | | | | | | | | |
| 8504 | 8504 | HCA PARTNERSHIP INITIATIVE | 0603WDR000 | OPEN | \$ 431,833.04 | \$ 382,095.58 | 88.48% | | | \$ 382,095.58 | 88.48% | |
| 7246 | 7246-11 | TEXAS VETERANS COMMISSION | TVC | 9/30/2011 | \$ 122,664.00 | \$ 15,006.20 | 12.23% | 8.33% | | \$ 15,006.20 | 12.23% | |
| | | | | | Totals | | \$ 554,497.04 | \$ 397,101.78 | 71.61% | \$ - | \$ 397,101.78 | 71.61% |

Workforce Solutions Greater Dallas
 Statements of Financial Position (Unaudited)
 November 30, 2010 and December 31 2009

| | 11/30/2010 | 12/31/2009 |
|------------------------------------------|---------------------------|---------------------------|
| Assets | (Unaudited) | (Audited) |
| Cash | \$ 4,368,555 | 2,260,581 |
| Grants receivable | 14,377,119 | 9,454,973 |
| Advances and other receivables | 665,759 | 58,292 |
| Prepaid expenses | 36,543 | 199,744 |
| Investment | 208,470 | 208,470 |
| Equipment, net | 581,519 | 581,519 |
| Total assets | <u>\$ 20,237,966</u> | <u>12,763,579</u> |
| Liabilities and Net Assets | | |
| Accounts payable and accrued liabilities | \$ 19,520,093 | 12,045,951 |
| Employee Benefits Payable | 208,470 | 208,470 |
| Deferred revenue | 102,469 | 102,380 |
| Total liabilities | <u>19,831,032</u> | <u>12,356,801</u> |
| Unrestricted net assets | 406,934 | 406,778 |
| Commitments and contingencies | <u> </u> | <u> </u> |
| Total liabilities and net assets | <u>\$ 20,237,966</u> | <u>12,763,579</u> |

Workforce Solutions Greater Dallas

Statements of Activities (Unaudited)

Period ended November 30, 2010 and December 31, 2009

| | <u>11/30/2010</u> <u>(Unaudited)</u> | <u>12/31/2009</u> <u>(Audited)</u> |
|--------------------------------------|-----------------------------------------|---------------------------------------|
| Revenues and other support: | | |
| Revenues from grants and contracts | \$ 100,767,858 | 99,818,272 |
| Other | 150,014 | 172,638 |
| Income from Investments: | | |
| Dividends | — | 4,570 |
| Net realized/unrealized gain (loss) | | 12,992 |
| Total revenues and other support | <u>100,917,872</u> | <u>100,008,472</u> |
| Expenses: | | |
| Direct program services | 98,163,101 | 97,053,944 |
| Administration | 2,754,615 | 3,050,169 |
| Employee Benefits | | 12,992 |
| Total expenses | <u>100,917,716</u> | <u>100,117,105</u> |
| Change in unrestricted net assets | 156 | (108,633) |
| Net assets, beginning of year | <u>406,778</u> | <u>515,411</u> |
| Net Unrestricted assets, end of year | <u>\$ 406,934</u> | <u>406,778</u> |

EMPLOYER SERVICES REPORTS - Oct.- Dec. 2010
Rapid Response

| COMPANY LAYOFFS/CLOSINGS | INDUSTRY | DATE RECEIVED | # AFFECTED | REQUESTED SERVICES |
|-------------------------------|-----------------------|---------------|------------|--------------------|
| Base One Technologies | Printing | 10/07/10 | 23 | pending |
| Principal Financial Group | Insurance/Brokerages | 10/11/10 | 18 | no |
| Matthews International | Wholesale Machinery | 10/14/10 | 17 | yes |
| Blue Cross/Blue Shield | Insurance Agency | 10/29/10 | 25 | yes |
| Magellan Health Services | Health Care | 11/01/10 | 65 | yes |
| Conn's Warehouse | Appliance Store | 11/15/10 | 15 | yes |
| Digital River-Journey | Educational Marketing | 11/15/10 | 30 | yes |
| *ST Microelectronics | Wafer Manufacture | 11/29/10 | 6 | yes |
| Novartis Pharmaceuticals | Pharmaceutical Mfg | 11/30/10 | 5 | no |
| Zip Realty | Real Estate Agency | 12/01/10 | 135 | pending |
| Transamerica Life | Insurance Agency | 12/03/10 | 247 | pending |
| *Bank of America - Info Mart | Banking | 12/14/10 | 35 | yes |
| Upsite Technologies | Adv. Mfg./Sales | 12/21/10 | 4 | yes |
| * = Ongoing phases since 2009 | | Total: | 625 | |

Annual Rapid Response Comparisons

| Year | # Affected | # Layoffs Reported | Avg. Size of Layoff |
|-------------|--------------|--------------------|---------------------|
| 2010 | 2,598 | 52 | 50 |
| 2009 | 10,011 | 119 | 88 |
| 2008 | 11,752 | 105 | 109 |

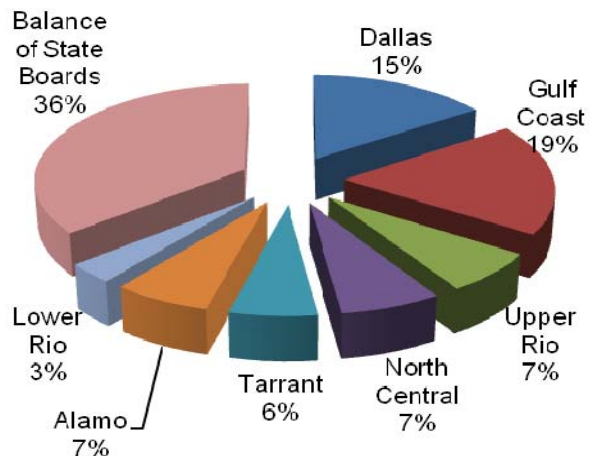
Monthly Unemployment Rates (Dallas WDA)

| Dec '09 | Jan '10 | Feb '10 | Mar '10 | Apr '10 | May '10 | Jun '10 | Jul '10 | Aug '10 | Sep '10 | Oct '10 | Nov '10 |
|---------|---------|---------|---------|---------|---------|---------|---------|---------|---------|---------|---------|
| 8.4% | 9.2% | 8.9% | 8.8% | 8.7% | 8.6% | 9.0% | 9.0% | 8.8% | 8.4% | 8.5% | 8.8% |

Texas Back To Work

(as of 1/3/2011)

| | |
|------------------------------------------------------------------------------------------------------------------------------------------------------------------------------------------------------------------|--------------|
| Statewide participants | 9,466 |
| Dallas participants | 1,465 |
| Dallas employers | 474 |
| Average Hourly Wage | \$10.65 |
| Top 5 Hiring Industries: | |
| <ul style="list-style-type: none"> - Call Center/Customer Service - Financial Services - Security/Protective Services - Production - Transportation/Logistics | |



| Self Reported by Momentum | December 31 | September 30 |
|-------------------------------------------|------------------|--------------------|
| Eligible Candidates Contacted | 12,107 | 10,767 |
| Participants who have completed Boot Camp | 1,687 | 1,415 |
| Participants Employed | 806 (48%) | 608 (42.5%) |

| Contract Profit Goals | Contract Target | November Performance |
|----------------------------------------------|-----------------|----------------------|
| Displaced workers Job Ready in 30 Days | 2,450 | 1,239 |
| Participants complete 10 weeks Participation | 1,350 | 1,260 |
| Entered employment | 850 | 685 |

806 Jobs = \$88,010,201 back into the economy!

President's Briefing January 18, 2011

A. Authorization of Contracts, Partnerships and Agreements

- I. Rescare – staff recommends authorization to amend the FY11 Arbor E&T, LLC dba Rescare Workforce Services contract by adding \$957,488 in workforce funds for an amended total contract not to exceed \$17,711,649 effective October 1, 2011. Page 32.

RECOMMENDATION: Board authorization to amend the FY11 Arbor E&T, LLC d.b.a. Rescare Workforce Services contract at cost not to exceed \$17,711,649 effective October 1, 2010.

- II. Child Care Local Match Partners- staff recommends ratification of the agreements with the following partners (DCCCD- Cedar Valley College and Cedar Hill ISD) to secure local match funds in the amount of \$679,808. Staff continues to secure uncommitted funds and will bring additional partners for ratification in February. Page 33.

RECOMMENDATION: Board ratification to accept contributions for Local Match agreements with DCCCD-Cedar Valley College and Cedar Hill ISD. In addition, staff requests to add these partners to the FY11 ChildCareGroup contract.

- III. ChildCareGroup – Staff requests to amend the existing ChildCareGroup contract with additional funds to provide direct child care services to fully expend grant funds of \$2,247,333 in FY10 CCDF carry-over dollars and \$99,451 in FY10 Local Match carry-over dollars. Page 33.

RECOMMENDATION: Board authorization to amend the ChildCareGroup's contract for the amount of \$2,346,784 in carry-over dollars for direct child care services.

- IV. JobView Kiosk – Staff requests to continue the existing 17 kiosks throughout Dallas County at the same cost as previous year's contract. Page 33.

Recommendation: Board authorization to enter a one year contract for 17 Kiosks at the same cost as the previous year of \$4,800 per Kiosk totaling \$81,600.

- B. Policy – Staff recommends the following policies for Board approval: Child Care Policy – In Home Care, Job Search Policy, Disability/Medical Information Storage Policy, and Personnel Policy. Page 35.

Recommendation: Board authorization to approve the policies discussed above for In-home child care, Job Search for UI Claimants, Storage of Disability/Medical Information and modification to the Personnel Policy. The Training Provider Policy will be presented in February.

- C. Quality Assurance and Oversight – Staff reports on several monitoring visits including type/scope of review, issues noted and results. Page 37.

- D. Future Considerations – Hand-out at the Board meeting

President's Briefing - Item A
Authorization of Contracts, Partnerships, and Agreements

I. Arbor E&T, LLC d.b.a. Rescare Workforce Services

In September, the Board authorized a third year contract with Arbor E&T, LLC d.b.a. Rescare Workforce Services for FY2011 (October 1, 2010 through September 30, 2011). After careful review and closeout of the FY10 contract, there were unspent and unobligated funds remaining in our grants. In addition, there were a few grants that had not been received from TWC and projections were used. The following table displays the proposed FY2011 budget presented in September, budget adjustments (based on carryover funds and grant awards) and the amended total contract budget.

| Grant (Funding Source) | FY2011 Proposed Budget | Budget Adjustments | Amended Total FY11 Contract Budget |
|------------------------------------------------------------------------------------------------------------------------|------------------------|--------------------|------------------------------------|
| Workforce Investment Act – Adult | \$2,700,000 | \$472,000 | \$3,172,000 |
| Workforce Investment Act – Dislocated Worker | \$2,700,000 | \$210,000 | \$2,910,000 |
| Temporary Assistance to Needy Families (TANF) | \$6,934,131 | \$288,000 | \$7,222,131 |
| Supplemental Nutrition Assistance Program Employment & Training (SNAP E&T) | \$852,589 | \$104,000 | \$956,589 |
| Supplemental Nutrition Assistance Program Employment & Training Able-Bodied Adults without Dependents (SNAP E&T ABAWD) | \$308,279 | \$6,700 | \$314,979 |
| Project RIO | \$478,730 | \$0 | \$478,730 |
| Non-Custodial Parent* | \$427,500 | (\$67,500) | \$360,000 |
| Disability Navigator* | \$69,750 | (\$1,350) | \$68,400 |
| Trade Adjustment Assistance* | \$2,283,182 | (\$54,362) | \$2,228,820 |
| Total | \$16,754,161 | \$957,488 | \$17,711,649 |

*These funds were not received or specified by the Texas Workforce Commission in September; however, the Board received the grant awards and the amounts decreased from the previous year.

| |
|----------------------------------------------------------------------------------------------------------------------------------------------------------------------------------------------------------------------------------|
| <p>RECOMMENDATION: Board authorization to amend the FY11 Arbor E&T, LLC d.b.a. Rescare Workforce Services contract at cost not to exceed \$17,711,649 as displayed in the table above, effective October 1, 2010.</p> |
|----------------------------------------------------------------------------------------------------------------------------------------------------------------------------------------------------------------------------------|

II. Child Care Local Match Partners

The 2011 fiscal year total amount of local match required to access the federal child care funds is \$2,873,555. Staff request agreements with the following partners to secure local match funds in the amount of \$679,808 at this time. Staff continues to secure uncommitted funds and will bring additional partners for ratification in February. The table below represents the total amount of local match funds secured from the listed partners:

| Local Match Partners | Local Amount | Federal Amount |
|----------------------------------------|------------------|------------------|
| DCCCD-Cedar Valley College | \$112,210 | \$246,140 |
| Cedar Hill Independent School District | \$197,700 | \$433,668 |
| Total | \$309,910 | \$679,808 |

RECOMMENDATION: Board ratification to accept contributions for Local Match agreements as specified above with DCCCD-Cedar Valley College and Cedar Hill ISD. In addition, staff requests to add these partners to the FY11 ChildCareGroup contract.

III. ChildCareGroup

In October, the Board of Directors authorized staff to contract with ChildCareGroup to provide management and operations of the child care assistance program and the local match agreements to ensure proper eligibility determination, enrollment and billing activities. Staff requests to amend the existing ChildCareGroup contract with additional funds to provide direct childcare services only to fully expend grant funds:

- FY10 CCDF carry-over dollars in the amount of \$2,247,333, effective October 1, 2010 through October 31, 2010; and
- FY10 local match carry-over dollars in the amount of \$99,451 from respective, effective December 1, 2010 through December 31, 2010.

RECOMMENDATION: Board authorization to amend the ChildCareGroup's contract for the amount of \$2,346,784 in carry-over dollars for direct child care services only.

IV. JobView Kiosk

Over the year, the Board workforce centers and its partners have been utilizing Kiosks that assist job seekers find jobs. The Jobview kiosks provide jobseekers with an easy-to-navigate job search tool that allows them to view, print, email, text message, and even apply directly to hiring companies. The kiosks pull in job orders from Work In Texas, Direct Employers Association and JobaLot .

The Board approved an agreement for 17 Kiosks, nine (9) in the workforce centers, one (1) at the Hutchins Halfway House, and Seven (7) additional Kiosks placed in Dallas County to be used as satellite centers at the Grand Prairie Public Library, Mesquite Public Library, West Dallas Multipurpose Center, Dallas Urban League, DeSoto Public Library, Farmers Branch Library and the Wilkinson Center at Pleasant Grove (DOORS).

Year to Date information on all the kiosks is below for 2009 and 2010.

| Year to Date Totals | | |
|---------------------|---------|---------|
| | 2009 | 2010 |
| Total Users | 79,167 | 85,274 |
| Users Web | 8,800 | 25,046 |
| Total Apply Btn | 29,471 | 28,918 |
| Total Prints | 102,931 | 81,460 |
| Total Job Views | 998,875 | 989,995 |
| WIT Job Views | 265,078 | 170,699 |
| WIT Apply Hits | 4,369 | 8,100 |
| DEA Job Views | 534,583 | 476,576 |
| Non WIT Employers | 183,827 | 311,347 |
| RIO OK Job Views | 100,838 | 33,509 |
| Jobalot Job Views | 199,214 | 342,720 |

Recommendation: Board authorization to enter a one year contract for 17 Kiosks at the same cost as the previous year of \$4,800 per Kiosk totaling \$81,600.

President's Briefing Item—B
Policy

Child Care Policy – In-Home Care

Background

According to TWC WD Letter, 31-10 and §809.91(e)(3)(A)–(D) requires that Boards allow relative in-home child care only for the following:

- A child with disabilities, as defined in §809.2(6), and his or her siblings;
- A child under 18 months of age, and his or her siblings;
- A child of a teen parent; and
- When the parent's work schedule requires evening, overnight, or weekend child care in which taking the child outside of the child's home would be disruptive to the child.

Policy

This policy requires the Board's child care contractor to adequately document the need for in-home care when based on the parent's work schedule.

As set forth in §809.91(e)(4), child care contractor may use in-home child care for circumstances in which is determined and documented that other child care provider arrangements are not available in the community. If contractor uses in-home child care based on a lack of child care in the community, the contractor must ensure that documentation is maintained defining the need and rationale for in-home child care.

Contractor must ensure the following:

- All new in-home child care referrals meet the newly adopted requirements at the time of initial eligibility determination; and
- All current in-home child care referrals meet the newly adopted requirements at the parent's recertification.

Job Search Policy

Background

WD Letter 51-05 (<http://www.twc.state.tx.us/boards/wdletters/letters/51-05.pdf>) provides the Boards with procedures for submitting the number of work search contacts required of UI claimants in each county within a WDA. Per Commission rule 815.28(g), Boards must review that requirement annually to account for any changes in population, local labor market conditions, etc.

Based on this direction, Boards must review the requirements annually, but they are not necessarily required to change the number.

Policy

Currently, the Board maintains **five** work search contacts for UI claimants. Staff recommends continuing the same number of work searches for FY 2011.

Disability/Medical Information Storage Policy

Background

Texas Workforce Commission's WD Letter 17-07 requires development and implementation of written procedures to address the storage and use of disability-related and medical information as required by the Workforce Investment Act (WIA) §188, 29 CFR 32.15(d), and 37.37(b)(1)-(2), and the State of Texas Methods of Administration.

Policy

1. Medical information or history is to be collected and maintained on separate forms that are kept confidential by filing in a separate locked file cabinet,
 - a. Employing officials may obtain the information after making a conditional decision to make a job offer to the applicant or the applicant was placed conditionally in a job pool or placed conditionally on an eligibility list;

- b. Supervisors and managers may be informed regarding restrictions on the work or duties of qualified individuals who have a disability and regarding necessary accommodations;
 - c. First aid and safety personnel may be informed, where appropriate, if the condition might require emergency treatment; and
 - d. Government officials investigating compliance with the WIA shall be provided information upon request.
2. To guard against the unauthorized access of customer information, Workforce Solutions system staff must make every effort to maintain customer confidentiality and adhere to Board Policy.

Personnel Policy

Background

Following an Equal Employment Opportunity review recently conducted by the Texas Workforce Commission, EEO language was recommended to be added to our current Personnel Policy.

Policy

Human Resources will review the appropriateness of all job descriptions annually to conform with requirements of 29 CFR 32.14 to ensure that job qualifications are related to the performance of the job, do not exclude individuals with disabilities because of their disability, and are consistent with business necessity and safe performance.

Training Provider Policy

As discussed at the last Board meeting in October, staff continues to analyze cost and performance issues. In February for Board consideration, staff will develop a Training Provider Policy that outlines the following:

- Cost reasonableness
- New provider guidelines
- ITA processes
- Performance/Program quality assurance

Recommendation: Board authorization to approve the policies discussed above for In-home child care, Job Search for UI Claimants, Storage of Disability/Medical Information and modification to the Personnel Policy. The Training Provider Policy will be presented in February.

Quality Assurance and Oversight, President’s Briefing - Item C
WORKFORCE SOLUTIONS GREATER DALLAS MONITORING RESULTS

| Date / Contractor | Type and Scope of Review | Issues Noted | Results |
|----------------------------------------------------------------|------------------------------------------------------------------------------------------------------------------------------------------------------------------------------------------------------------------------------------------------------------------------------------------------|------------------------------------------------------------------------------------------------------------------------------------------------------------------------------------------------------|----------------------------------------------------------------------|
| December 2010 Easter Seals North Texas | Financial review of American Recovery and Reinvestment Act Childcare Quality Contract. <ul style="list-style-type: none"> • Audit • Cash Management • Disbursements • Financial Reporting • Insurance | Made recommendations related to the following areas: <ul style="list-style-type: none"> • Cash Management • Financial Reporting | All issues were addressed and resolved during the review or at exit. |
| December 2010 Momentum! An Innis Company | Financial review of American Recovery and Reinvestment Act Rapid Response Contract. <ul style="list-style-type: none"> • Cash Management • Disbursements • Financial Reporting • Insurance | Made recommendations related to the following areas: <ul style="list-style-type: none"> • Cash Management • Disbursements • Financial Reporting | Awaiting contactor response. |
| December 2010 Business ACCESS | Financial review of American Recovery and Reinvestment Act Rapid Response Contract. <ul style="list-style-type: none"> • Audit • Cost Allocation • Disbursements • Financial Reporting | Made recommendations related to the following areas: <ul style="list-style-type: none"> • Audit • Cost Allocation • Disbursements • Financial Reporting | Awaiting contractor response |
| December 2010 LaunchAbility | Financial review of American Recovery and Reinvestment Act Rapid Response Contract. <ul style="list-style-type: none"> • Audit • Cash Management • Disbursements • Financial Reporting • Insurance • Property Management | Made recommendations related to the following areas: <ul style="list-style-type: none"> • Cost Allocation - Indirect Costs • Disbursements | Awaiting contractor response |

Shaded areas briefed in previous report

Quality Assurance and Oversight, President's Briefing - Item C
WORKFORCE SOLUTIONS GREATER DALLAS MONITORING RESULTS

| Date / Contractor | Type and Scope of Review | Issues Noted | Results |
|---------------------------------------------|-------------------------------------------------------------------------------------------------------------------------------------------------------------------------------------------------------------------------------------------------------------------------------------------------------------------------------------------------------------------------|------------------------------------------------------------------------------------------------------------------------------------------------------------------------------------------------------------|--------------------------------------------------------------------------------------------------------------------------------------------|
| November 2010 Executive Focus | Financial review of WIA Adult and Rapid Response contract including: <ul style="list-style-type: none"> Accounting system Transaction Testing and Verification of Personnel and Non-Personnel Costs Cash Management Financial Reporting Insurance, Bonding, and Collateral Agreements Policies and Procedures | Made recommendations related to: <ul style="list-style-type: none"> Cash Management Disbursements Financial Reporting Insurance Policies and Procedures | Contractor response forwarded to external monitor for review. Final determination Report including resolution of questioned costs pending. |
| March 2010 City of Dallas | Financial review of WIA and ARRA youth services contract including: <ul style="list-style-type: none"> Accounting System Transactions Testing and Verification of Personnel and Non-Personnel Costs Financial Reporting Insurance. | Made recommendations related to: <ul style="list-style-type: none"> Disbursements of personnel and non-personnel costs Financial reporting. | Contractor response forwarded to external monitor for review. Final Determination Report and resolution of questioned costs pending. |

Shaded areas briefed in previous report

Board Information - Legislative Update

Appropriations

The 112th Congress convened with a new House Republican majority promising to reduce deficit spending in FY11 spending bills. The continuing resolution approved by the last Congress will expire in March 2011. Based upon the public pledges made by House Republicans there will be at least two prime opportunities to contrast their views on spending with Congressional Democrats and the White House. One of these opportunities will be over extending the Federal debt limit and the other will be over the FY 11 spending bills. New House Budget Committee Chairman Paul Ryan (R-WI) has indicated that he will seek an immediate \$60 billion reduction in domestic non defense related spending (a category of programs that includes WIA) in negotiations over the FY 11 spending bills.

It is unclear how House Republicans and the Democratic Senate differences will be resolved. There are indications that the Tea Party wing of the House Republican Conference, may resist any extension of the Continuing Resolution and press for a government shutdown over spending, as occurred in 1995, in hopes of gaining significant concessions over spending.

New House Committee Leaders Named

John Kline (R-MN) is the Chairman of the House Education and Workforce Committee. Rep. Virginia Foxx (R-NC), will Chair the Higher Education, Lifelong Learning, and Competitiveness Subcommittee that will oversee WIA reauthorization.

Dr. Foxx previously served two terms on the Education and Workforce Committee as well as its Higher Education Subcommittee before leaving to join the Rules Committee. She has considerable experience in higher education and also has one of the most conservative voting records in Congress, being just one of 58 Members of Congress to receive a perfect voting record by the American Conservative Union. Members of her Subcommittee have not yet been announced.

Rep. Dennis Rehberg (R- MT) will serve as chair the Labor-HHS Appropriations Subcommittee in the House. Mr. Rehberg has served on Labor-HHS for the last several terms and is only one of two Republicans returning to the Subcommittee. He has a relatively moderate voting record, but will be tasked with implementing the House leadership's vision of reducing spending back to 2008 levels, which is a 22% reduction in domestic discretionary spending.

The other Republican Members on Labor-HHS include: Dennis Rehberg (R-MT), Chairman , Jerry Lewis (R-CA), Rodney Alexander (R-LA), Jack Kingston (R-GA), **Kay Granger (R-TX)**, Mike Simpson (R-ID), Jeff Flake (R-AZ), Cynthia Lummis (R-WY)

Democrats have not yet named the Members of the Labor-HHS Subcommittee, but Rosa DeLauro (D-CT) is expected to be the lead Democrat on the Subcommittee.

Sperling Named Head of White House National Economic Council

On Friday, the Administration announced that Gene Sperling will head the National Economic Council (NEC), which plays a primary role in developing the Administration's economic agenda. Sperling previously held this role in the Clinton Administration and was highly engaged in both the authorization of WIA and has been a strong supporter of funding for job training programs.

The Administration also announced this week that the President's FY 12 budget request will be unveiled the week of February 14th. The President's budget is also expected to have some reductions in domestic

funding, as all cabinet agencies were required to submit proposals to OMB during internal budget negotiations that contained 5% cuts to their current funding levels.

81st Texas Legislature

The 81st Texas Legislative session convened on January 11. To date, legislators have filed over 800 bills with TWC monitoring around 80 bills since pre-filing began in November. Attached is a copy of TWC's synopsis.

Key Committees to Track:

The House Technology, Economic Development and Workforce Committee is responsible for Texas Workforce Commission funded programs and includes Representatives: Mark Strama – Austin, Tan Parker – Flower Mound, Fred Brown – Bryan, Angie Chin-Button, Rob Eissler, Dan Gattis, Patricia Harless, Allan Ritter, and Eddie Rodriguez.

The Senate Economic Development Committee is responsible for the Enterprise Fund, Emerging Technology Fund, Skills Development, Texas Workforce Commission initiatives, and the JET (Jobs and Education for Texas) program includes Senators: Mike Jackson – La Porte, Kevin Eltife - Tyler, Brian Birdwell - Granbury, Kirk Watson – Austin, and Judith Zaffirini – Laredo.

Dr. Wright Lassiter Jr. receives Dallas Baptist award

12:00 AM CST on Wednesday, November 24, 2010

Dr. Wright Lassiter Jr. – one of the humble yet towering pillars in higher education and religion in Dallas – received some much-deserved time in the spotlight this week.

The chancellor and chief executive of the Dallas County Community College District received this year's distinguished Russell H. [Perry](#) Free Enterprise Award from Dallas Baptist University at a black-tie dinner Monday at the Hilton Anatole Hotel.

The college has presented the honor since 1988 to leaders who used their talents to improve themselves through American free enterprise and in turn used their skills in community service. The award is named for the late Dallas financial and civic leader **Russell H. Perry**, who was known for his widespread philanthropy and support of Dallas Baptist University.

The more than 25 distinguished individuals who have received the honor include [Tom Landry](#), [Ebby Halliday Acers](#), [Trammell Crow](#), [John Stemmons](#), [Mary Crowley](#), [Boone Powell Sr.](#) and [Boone Powell Jr.](#) Previous keynote speakers have included former President [George W. Bush](#); Gov. [Rick Perry](#); former first lady [Barbara Bush](#); former U.S. Rep. [J.C. Watts](#), R-Okla.; and Sen. [Kay Bailey Hutchison](#), R-Texas. The event has raised more than \$3 million in scholarships for the university.

Lassiter's credentials in education, business, civic service and religion are guaranteed to get him noticed where his humility, dignified demeanor and strong character – and his achievements as a black trailblazer – may not.

He has an undergraduate degree from Alcorn State University, an MBA from [Indiana University](#) and a doctorate from [Auburn University](#). He has been president of El Centro College, Bishop College and Schenectady County Community College, and has held other leadership positions at [Morgan State University](#) and Tuskegee University. He has been an adjunct professor of management at Dallas Baptist University. BKM Total Office of Texas, an office supply company, named a DCCCD scholarship in his honor when he became chancellor in 2006.

He has led congregations as a Baptist minister and wrote the book *The Power of Prayer* in 2005. He has chaired and served on many boards, including for the African American Museum, [State Fair of Texas](#), Dallas Can Academy, and the United Way of Metropolitan Dallas. He was appointed by George W. Bush to the National Advisory Council of the National Endowment for the Humanities.

Congratulations to one who has served quietly but well.