

WORKFORCESOLUTIONS

G R E A T E R D A L L A S

Policy Number: S0408, change 2	RE: Texas Administrative Code 809.19 and 809.20, TWC WD Letter 37-09
Date Issued: 10-16-09	Effective Date: 10-1-09

P A R E N T C O - P A Y M E N T F O R C H I L D C A R E S E R V I C E S

Background

According to Texas Administrative Code, Title 40 Part 20 Chapter 809, Boards must establish a parent share of cost policy that assesses the parent share of cost. Policy modification to include updated poverty guidelines.

Policy

For child care funds allocated by the Board pursuant to allocation rules (*generally, Chapter 800, General Administration, Subchapter B, Allocation and Funding, and specifically, §800.58, Child Care*), including local public transferred funds and local private donated funds, as provided in §809.17, the following shall apply, effective October 1, 2009 – September 30, 2010.

Parent Share of Cost shall:

- (A) be assessed to all parents, except in instances when an exemption under item (1) of this policy applies;
 - (B) be an amount determined by a sliding fee scale based on the family's size and gross monthly income, and also may consider the number of children in care, see paragraph (3) within this policy; and
 - (C) not exceeding the cost of care.
- (1) Parents who are one or more of the following are exempt from paying the parent share of cost:
- (A) Parents who are participating in Choices;
 - (B) Parents who are participating in FSE&T services; or
 - (C) Parents who have children who are receiving protective services child care pursuant to §809.49 and §809.54(c)(1), unless DFPS assesses the parent share of cost.
- (2) Teen parents who are not covered under exemptions listed in paragraph (1) of this policy shall be assessed a parent share of cost. The teen parent's share of cost is based solely on the teen parent's income and size of the teen's family as defined in §809.2(8).
- (3) This policy will increase the Board's flexibility in setting the fees for a parent's share of the costs of child care services. The rates are as follows: 10% of the household's total gross income for one child, 12% of the household's total gross income for two or more children. Parent fees may be reduced if the household has 7 or more family members. Children attending part-day/part week will receive a 35% reduction. Contractor may review the assessed parent share of cost for possible reduction if there are extenuating circumstances that jeopardize a family's self-sufficiency. *The contractor may reduce the assessed parent share of costs if warranted by these circumstances as appropriate. Refer to TWC Rule 909.19 (d) for additional information.*

Policy Number: S0408, change 2	RE: Texas Administrative Code 809.19 and 809.20, TWC WD Letter 37-09
Date Re-issued: 10-16-09	Effective Date: 10-01-09

- (5) If the parent share of cost, based on family income and family size, is calculated to be zero, then the Board or its child care contractor shall not charge the parent a minimum share of cost amount.


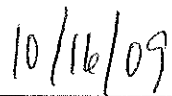


The maximum gross income level for initial eligibility is set at 185% of the poverty level. The income level established by Workforce Solutions Greater Dallas for child care eligibility is indicated on the chart attached, WD Letter #37-09.

Action Required

This policy should be distributed to all affected staff.

Contact

Inquiries regarding this policy should be directed to **Connie Martinez, Vice President, Resource Development and Deployment at 214.290.1008.**

Approved for Content:	
	
Signature	Date
	
President's Signature	Date

FISCAL YEAR 2010 ELIGIBILITY CODE CARD FOR CHILD CARE SERVICES

Effective October 1, 2009, through September 30, 2010

Gross Annual Income									
Family Size	100% FPG	150% FPG	175% FPG	185% FPG	200% FPG	55% SMI	75% SMI	80% SMI	85% SMI
1	\$ 10,830	\$ 16,245	\$ 18,953	\$ 20,036	\$ 21,660	\$ 17,834	\$ 24,320	\$ 25,941	\$ 27,562
2	\$ 14,570	\$ 21,855	\$ 25,498	\$ 26,955	\$ 29,140	\$ 23,322	\$ 31,803	\$ 33,923	\$ 36,043
3	\$ 18,310	\$ 27,465	\$ 32,043	\$ 33,874	\$ 36,620	\$ 28,809	\$ 39,286	\$ 41,905	\$ 44,524
4	\$ 22,050	\$ 33,075	\$ 38,588	\$ 40,793	\$ 44,100	\$ 34,297	\$ 46,769	\$ 49,886	\$ 53,004
5	\$ 25,790	\$ 38,685	\$ 45,133	\$ 47,712	\$ 51,580	\$ 39,784	\$ 54,251	\$ 57,868	\$ 61,485
6	\$ 29,530	\$ 44,295	\$ 51,678	\$ 54,631	\$ 59,060	\$ 45,272	\$ 61,734	\$ 65,850	\$ 69,966
7	\$ 33,270	\$ 49,905	\$ 58,223	\$ 61,550	\$ 66,540	\$ 46,301	\$ 63,137	\$ 67,347	\$ 71,556
8	\$ 37,010	\$ 55,515	\$ 64,768	\$ 68,469	*	\$ 47,330	\$ 64,541	\$ 68,843	\$ 73,146
9	\$ 40,750	\$ 61,125	\$ 71,313	*	*	\$ 48,359	\$ 65,944	\$ 70,340	\$ 74,736
10	\$ 44,490	\$ 66,735	*	*	*	\$ 49,388	\$ 67,347	\$ 71,836	\$ 76,326
11	\$ 48,230	\$ 72,345	*	*	*	\$ 50,416	\$ 68,750	\$ 73,333	\$ 77,916
12	\$ 51,970	\$ 77,955	*	*	*	\$ 51,445	\$ 70,153	\$ 74,830	\$ 79,506
13	\$ 55,710	*	*	*	*	\$ 52,474	\$ 71,556	\$ 76,326	\$ 81,097
14	\$ 59,450	*	*	*	*	\$ 53,503	\$ 72,959	\$ 77,823	\$ 82,687
15	\$ 63,190	*	*	*	*	\$ 54,532	\$ 74,362	\$ 79,319	\$ 84,277

Gross Monthly Income									
Family Size	100% FPG	150% FPG	175% FPG	185% FPG	200% FPG	55% SMI	75% SMI	80% SMI	85% SMI
1	\$ 903	\$ 1,354	\$ 1,579	\$ 1,670	\$ 1,805	\$ 1,486	\$ 2,027	\$ 2,162	\$ 2,297
2	\$ 1,214	\$ 1,821	\$ 2,125	\$ 2,246	\$ 2,428	\$ 1,943	\$ 2,650	\$ 2,827	\$ 3,004
3	\$ 1,526	\$ 2,289	\$ 2,670	\$ 2,823	\$ 3,052	\$ 2,401	\$ 3,274	\$ 3,492	\$ 3,710
4	\$ 1,838	\$ 2,756	\$ 3,216	\$ 3,399	\$ 3,675	\$ 2,858	\$ 3,897	\$ 4,157	\$ 4,417
5	\$ 2,149	\$ 3,224	\$ 3,761	\$ 3,976	\$ 4,298	\$ 3,315	\$ 4,521	\$ 4,822	\$ 5,124
6	\$ 2,461	\$ 3,691	\$ 4,306	\$ 4,553	\$ 4,922	\$ 3,773	\$ 5,145	\$ 5,488	\$ 5,830
7	\$ 2,773	\$ 4,159	\$ 4,852	\$ 5,129	\$ 5,545	\$ 3,858	\$ 5,261	\$ 5,612	\$ 5,963
8	\$ 3,084	\$ 4,626	\$ 5,397	\$ 5,706	*	\$ 3,944	\$ 5,378	\$ 5,737	\$ 6,095
9	\$ 3,396	\$ 5,094	\$ 5,943	*	*	\$ 4,030	\$ 5,495	\$ 5,862	\$ 6,228
10	\$ 3,708	\$ 5,561	*	*	*	\$ 4,116	\$ 5,612	\$ 5,986	\$ 6,361
11	\$ 4,019	\$ 6,029	*	*	*	\$ 4,201	\$ 5,729	\$ 6,111	\$ 6,493
12	\$ 4,331	\$ 6,496	*	*	*	\$ 4,287	\$ 5,846	\$ 6,236	\$ 6,626
13	\$ 4,643	*	*	*	*	\$ 4,373	\$ 5,963	\$ 6,361	\$ 6,758
14	\$ 4,954	*	*	*	*	\$ 4,459	\$ 6,080	\$ 6,485	\$ 6,891
15	\$ 5,266	*	*	*	*	\$ 4,544	\$ 6,197	\$ 6,610	\$ 7,023

* These income figures exceed 85 percent of SMI for a family of the same size. Families at these income levels are not eligible for CCDF child care.

Sources:

U.S. Department of Health and Human Services Poverty Guidelines (FPG), Federal Register, Vol. 74, No. 14, published January 23, 2009.

U.S. Department of Health and Human Services State Median Income (SMI) Estimates, Federal Register, Vol. 74, No. 48, published March 13, 2009.